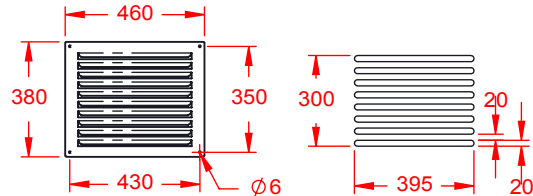


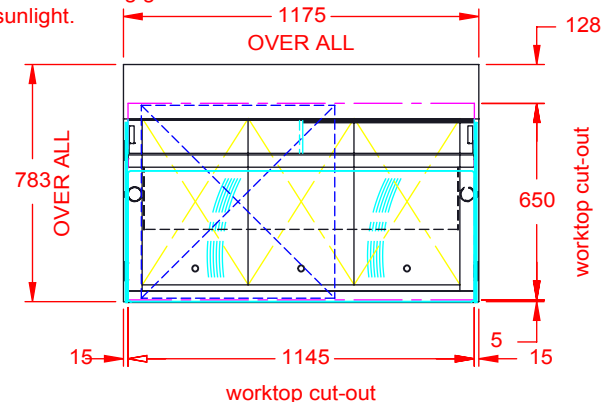
Ventilation / Display Performance Considerations

- 1) Area in which display is to be sited must have a minimum room volume no less than 82 cu m.
- 2) Install over a sealed floor or ventilated floor void.
- 3) Do not site the display within 2m of ceiling mounted air conditioning grilles.
- 4) Do not site the display beneath a high level of direct sunlight.
- 5) Display will operate in a 24 hour environment.
- 6) Access to maintain condensing unit should be made via removable fascia panels or doors to customer and operator side of counter.

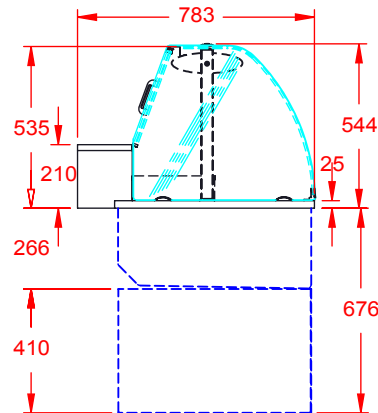


STANDARD STAINLESS STEEL FASCIA LOUVRE (2 SUPPLIED WITH UNIT)

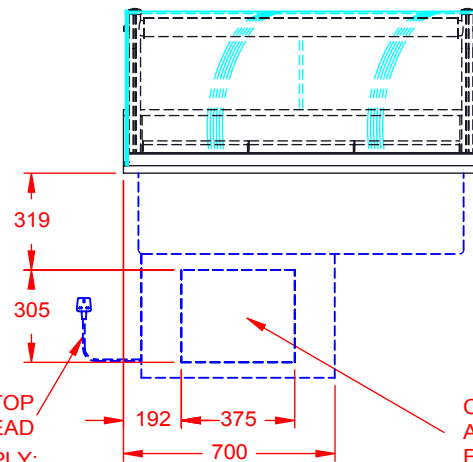
ALTERNATE FASCIA PANEL ROUTING



PLAN VIEW



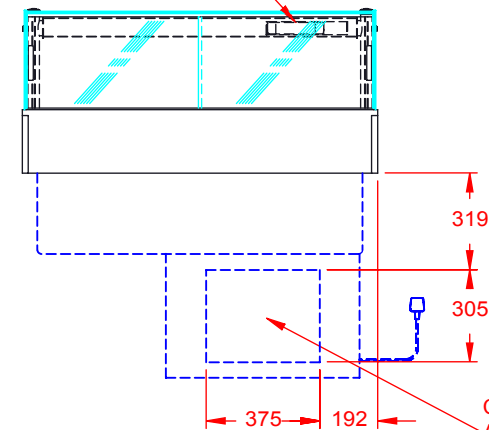
13A PLUG TOP & 2m LEAD
POWER SUPPLY:
END VIEW 13A, 230V, 1.22kW



FRONT VIEW (CUSTOMER SIDE)

CUT-OUT FOR AIR GRILLE IN FRONT FASCIA

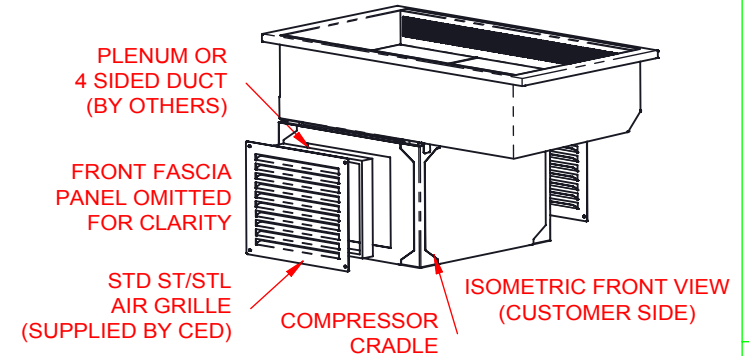
GANTRY MOUNTED DIGITAL CONTROL PANEL



REAR VIEW (OPERATOR SIDE)

CUT-OUT FOR AIR GRILLE IN REAR FASCIA

APPROX. UN-CRATED WEIGHT OF UNIT: 128Kg



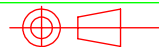
A PLENUM OR 4 SIDED TUNNEL MUST BE FITTED BETWEEN THE REAR FACE OF THE CUSTOMER SIDE FASCIA PANEL AND THE FRONT FACE OF THE COMPRESSOR CRADLE, AROUND THE AIR INTAKE CUT-OUT, TO STOP THE RE-CIRCULATION OF HOT AIR FROM THE COMPRESSOR.



CED FABRICATIONS LTD
UNITS A1-A4, FALCON COURT
CLAYTON BUSINESS PARK
CLAYTON-LE-MOORS
HYNDBURN
LANCASHIRE BB5 5JD

This drawing and information herein is confidential to CED Fabrications Ltd.
It is issued in confidence that it will not be disclosed to any third party in part or in whole without permission from CED FABRICATIONS LTD.

© CED FABRICATIONS LTD



DESCRIPTION:

DESIGNLINE DROP-IN CHILLED
3-1 Gm TIERED DELI
HYDROCARBON TYPE-R290 REFRIGERANT

SCALE: 1 : 2.5 @ A4

REV No:

PRODUCT CODE:

CTD3HT