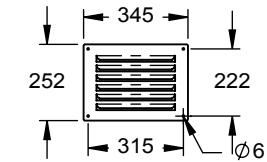


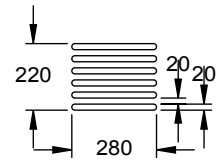
#### Display Performance Considerations

- 1) Do not site the display within 2m of ceiling mounted air conditioning grilles.
- 2) Do not site the display beneath a high level of direct sunlight.
- 3) Display will operate in a 24 hour environment.
- 4) Access to maintain condensing unit should be made via removable fascia panels or doors to customer and operator side of counter.

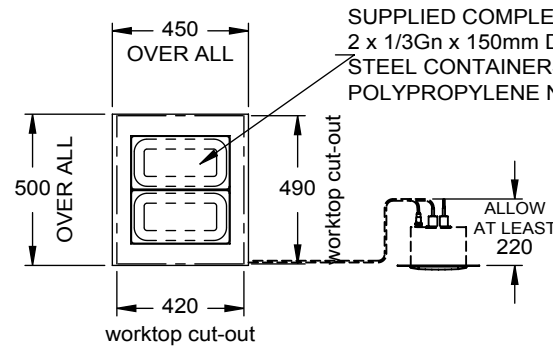
A PLENUM OR 4 SIDED TUNNEL MUST BE FITTED BETWEEN THE REAR FACE OF THE CUSTOMER SIDE FASCIA PANEL AND THE FRONT FACE OF THE COMPRESSOR CRADLE, AROUND THE AIR INTAKE CUT-OUT, TO STOP THE RE-CIRCULATION OF HOT AIR FROM THE COMPRESSOR.



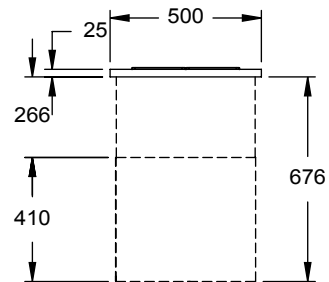
CGD STAINLESS STEEL FASCIA LOUVRE  
(2 SUPPLIED WITH UNIT)



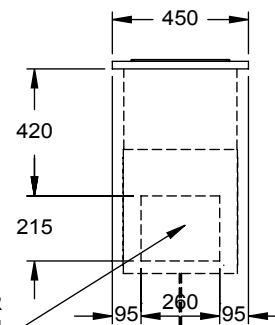
ALTERNATE FASCIA PANEL ROUTING



PLAN VIEW



END VIEW



FRONT VIEW  
(CUSTOMER SIDE)

CONTROL PANEL MOUNTING CUT-OUT (190 x 50)

REMOTE MOUNTED DIGITAL CONTROL PANEL

13A PLUG TOP & 2m LEAD

POWER SUPPLY:  
13A, 230V, 0.5kW

CONTROL PANEL FIXINGS (2 x M5)

CUT-OUT FOR AIR GRILLE IN FRONT FASCIA

2m FLEXIBLE CABLING TO CONTROL PANEL

CUT-OUT FOR AIR GRILLE IN REAR FASCIA

REAR VIEW  
(OPERATOR SIDE)

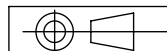
APPROX. UN-CRATED  
WEIGHT OF UNIT: 35Kg



CED FABRICATIONS LTD  
UNITS A1-A4, FALCON COURT  
CLAYTON BUSINESS PARK  
CLAYTON-LE-MOORS  
HYNDBURN  
LANCASHIRE BB5 5JD

This drawing and information herein is confidential to CED Fabrications Ltd.  
It is issued in confidence that it will not be disclosed to any third party in part or in whole without permission from CED FABRICATIONS LTD.

© CED FABRICATIONS LTD



#### DESCRIPTION:

DESIGNLINE CONTACT COOLED  
GARNISH DISPLAY

SCALE: 1 : 25 @ A4

REV No: 2

PRODUCT  
CODE:

CGD