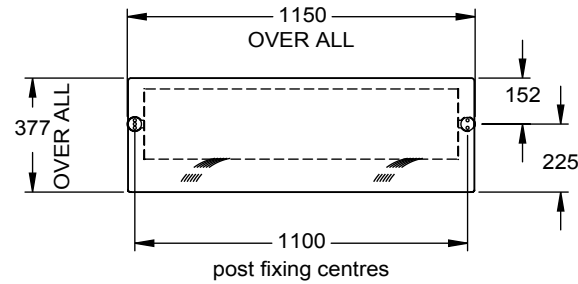
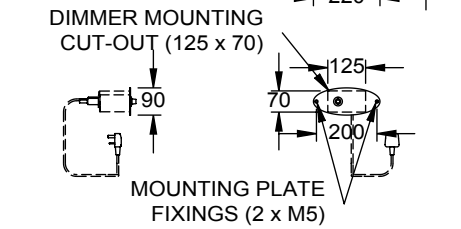
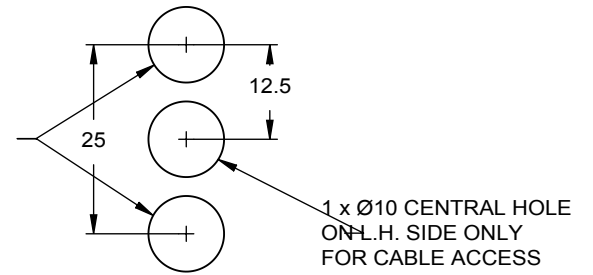


OPTIONAL QUARTZ DIMMER (QC1) DETAILS

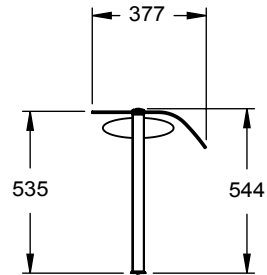


PLAN VIEW

2 x Ø10 OUTER HOLES
EACH END FOR
M8 FIXING BOLTS

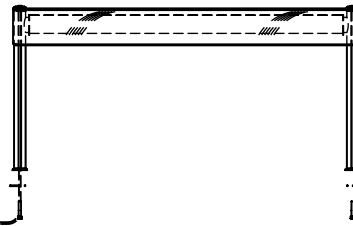


WORKTOP DRILLING
DETAIL (SCALE 1:1)



UNIT SUPPLIED WITH 2m LEAD
FOR WIRING TO CUSTOMER'S
OWN CONTROL CIRCUIT
OR OPTIONAL DIMMER (QC1)
END VIEW

POWER SUPPLY:
13A, 230V, 0.9kW



FRONT VIEW
(CUSTOMER SIDE)

2 x FIXING/SPREADER
PLATES (SUPPLIED)
4 x M8 FIXING BOLTS
(SUPPLIED)



REAR VIEW
(OPERATOR SIDE)

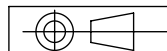
APPROX. UN-CRATED
WEIGHT OF UNIT: 13Kg



CED FABRICATIONS LTD
UNITS A1-A4, FALCON COURT
CLAYTON BUSINESS PARK
CLAYTON-LE-MOORS
HYNDBURN
LANCASHIRE BB5 5JD

This drawing and information herein is confidential to CED Fabrications Ltd.
It is issued in confidence that it will not be disclosed to any third
party in part or in whole without permission from CED FABRICATIONS Ltd.

© CED FABRICATIONS LTD



DESCRIPTION:

DESIGNLINE HEATED
3-1 G_n GANTRY

SCALE: 1 : 25 @ A4

REV No: 1

PRODUCT
CODE:

HG3