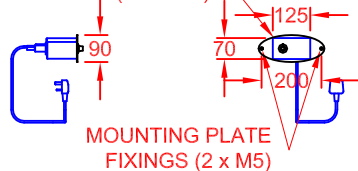


# OPTIONAL QUARTZ DIMMER (QC1) DETAILS

DIMMER MOUNTING  
CUT-OUT (125 x 70)



MOUNTING PLATE  
FIXINGS (2 x M5)

ALLOW  
AT LEAST  
175

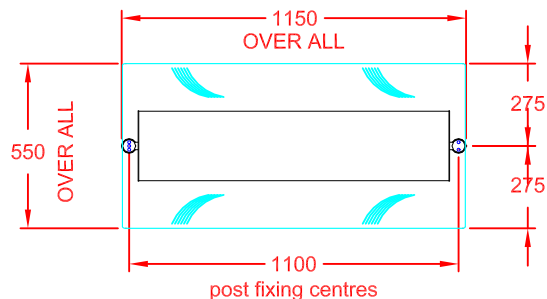
220

125

70

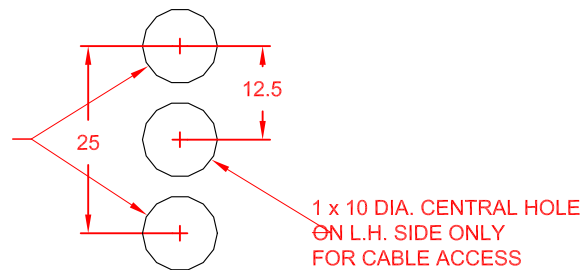
200

90

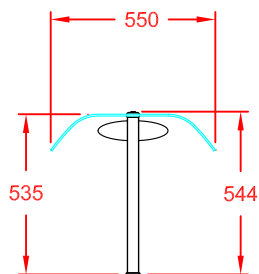


PLAN VIEW

2 x 10 DIA. OUTER HOLES  
EACH END FOR  
M8 FIXING BOLTS




WORKTOP DRILLING  
DETAIL (SCALE 1:1)




UNIT SUPPLIED WITH 2m LEAD  
FOR WIRING TO CUSTOMER'S  
OWN CONTROL CIRCUIT  
OR OPTIONAL DIMMER (QC1)  
END VIEW

POWER SUPPLY:  
13A, 230V, 0.9kW



FRONT VIEW  
(CUSTOMER SIDE)



REAR VIEW  
(OPERATOR SIDE)

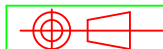
APPROX. UN-CRATED  
WEIGHT OF UNIT: 16Kg



CED FABRICATIONS LTD  
UNITS A1-A4, FALCON COURT  
CLAYTON BUSINESS PARK  
CLAYTON-LE-MOORS  
HYNDBURN  
LANCASHIRE BB5 5JD

This drawing and information herein is confidential to CED Fabrications Ltd. It is issued in confidence that it will not be disclosed to any third party in part or in whole without permission from CED FABRICATIONS Ltd.

© CED FABRICATIONS LTD



## DESCRIPTION:

DESIGNLINE HEATED  
3-1 G<sub>n</sub> ISLAND GANTRY

SCALE: 1 : 2.5 @ A4 REV No:

PRODUCT  
CODE:

HIG3