

SELF HELP CHILLED PATISSERIE (FIXED BACK) - FITTING INSTRUCTIONS
R290 REFRIGERANT

- FITTING INSTRUCTIONS

MODELS:
KPC6,9,12,20FBHT

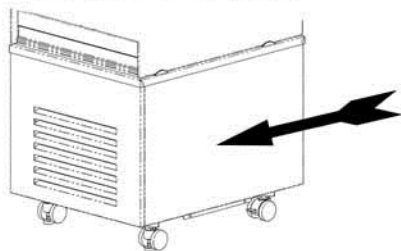
General Installation Considerations

- 1) Area in which display is to be sited must have a minimum room volume no less than 95 cu m (KPC6FBHT), 109 cu m (KPC9FBHT), 122 cu m (KPC12FBHT) or 132 cu m (KPC20FBHT).
- 2) Install over a sealed floor or ventilated floor void.
- 3) Do not site the display within 2m of ceiling mounted air conditioning grilles.
- 4) Do not site the display beneath a high level of direct sunlight.
- 5) Display will operate in a 24 hour environment.
- 6) Access to maintain condensing unit should be made via removable fascia panels or doors to customer and operator side of counter.

FREE-STANDING APPLICATION

A) ROLL UNIT INTO POSITION

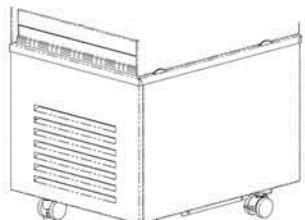
UNIT SUPPLIED WITH CASTORS



B) ADJUST UNIT HEIGHT

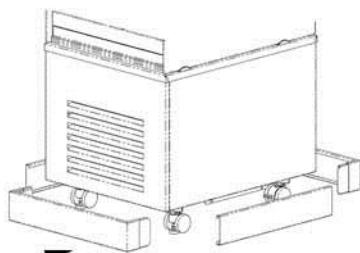
USING SUPPLIED SPANNER

(ENSURE THE HALF NUT IS WOUND FULLY UPWARDS)



C) FIT KICK PLINTH

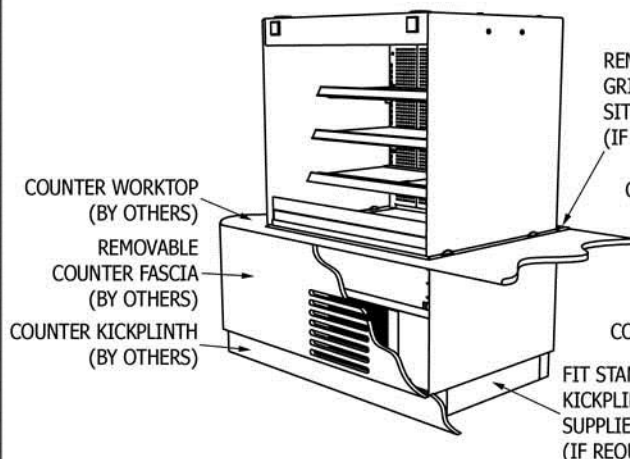
FRONT & REAR LOCATES WITH MAGNETS



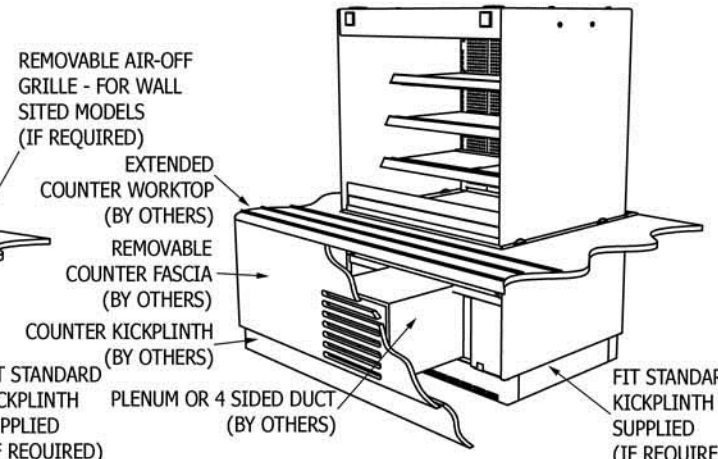
NOTE: KICKPLINTH SUPPLIED AS STANDARD IS SUITABLE FOR LOWEST ADJUSTED UNIT HEIGHT

COUNTER LOCATED APPLICATION

FLUSH FITTING FASCIA PANEL




STAND-OFF FASCIA PANEL



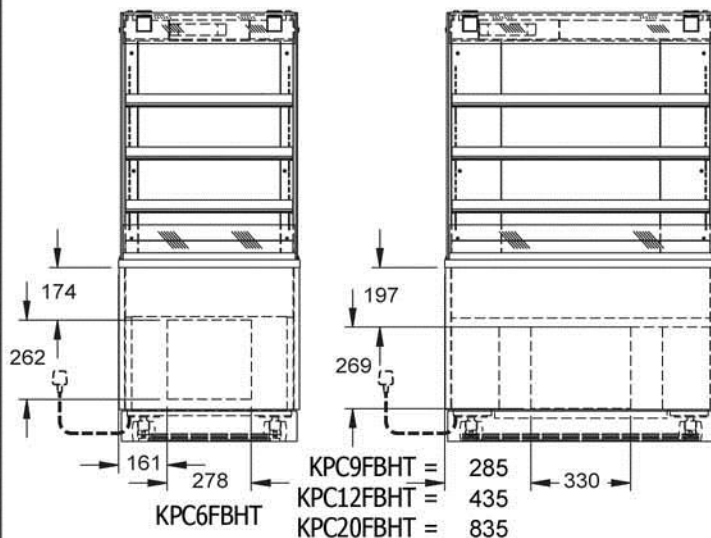
A PLENUM OR 4 SIDED TUNNEL (MADE FROM MDF, PLYWOOD OR NILFLAM TYPE MATERIAL) MUST BE FITTED BETWEEN THE REAR FACE OF THE CUSTOMER SIDE FASCIA PANEL AND THE FRONT FACE OF THE COMPRESSOR CRADLE, AROUND THE AIR INTAKE CUT-OUT, TO STOP THE RE-CIRCULATION OF HOT AIR FROM THE COMPRESSOR. SILICON SEAL AROUND EDGES TO ENSURE THERE ARE NO AIR GAPS.

FITTING SHELVES

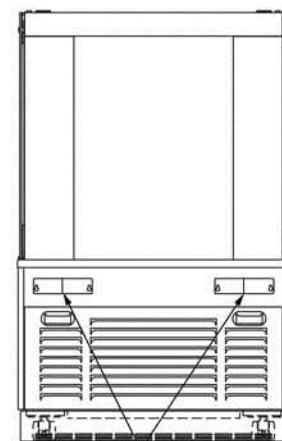


LOCATE SHELF SUPPORT BRACKETS INTO REAR SLOTS AT HEIGHT & ANGLE TO SUIT PRODUCTS (NOTE: SHORTEST BRACKETS AT TOP AND LONGEST BRACKETS AT BTM). REST GLASS SHELVES ONTO RUBBER BUMPERS ON SHELF SUPPORTS. (NOTE HALF-LENGTH SHELVES ARE LOCATED ON BOTTOM TO ALLOW FOR TALLER BOTTLES ON DECK)

CUT-OUT LOCATION FOR AIR GRILLE (CUSTOMER SIDE FASCIA PANEL)

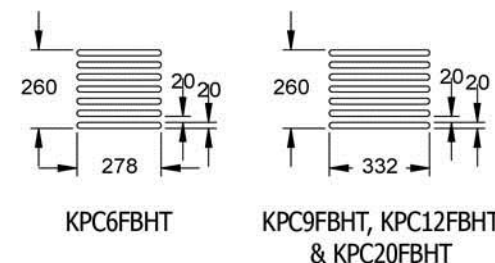


WALL STAND-OFF DETAIL (OPERATOR SIDE)



AIR-OFF WALL SPACERS **MUST** BE FITTED FOR WALL-SITED APPLICATIONS, BUT MAY BE REMOVED IF FREE-STANDING

FASCIA PANEL CUT-OUT DETAIL



Tel. 01254 238 282 Fax. 01254 238 228
 e-mail: aftersales@cedlimited.com