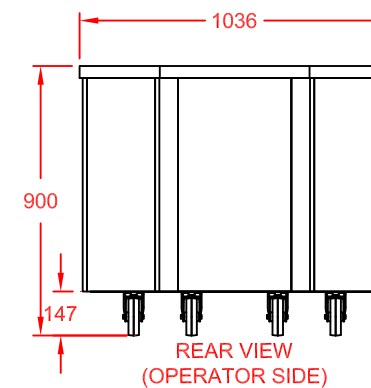
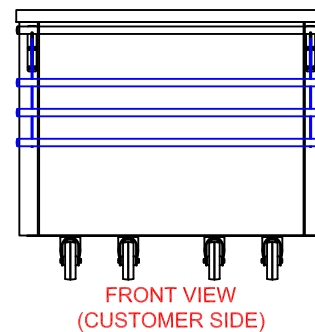
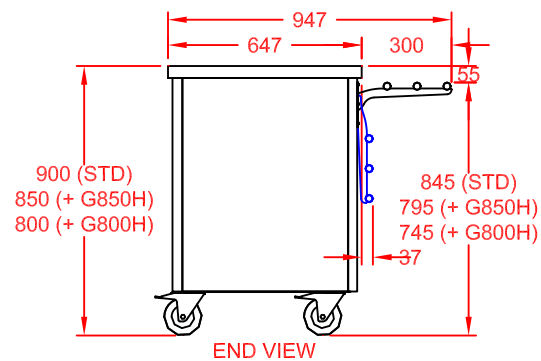
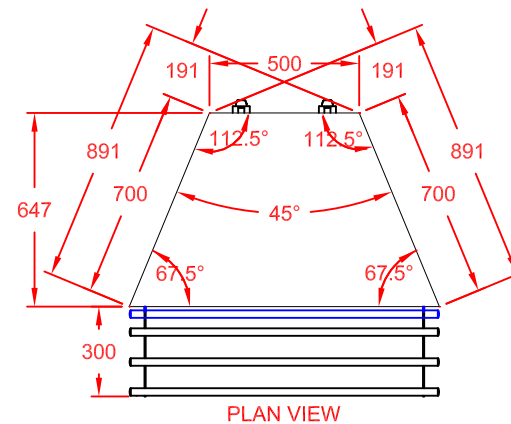


COLOUR FINISH (FOUR SIDES)	OPTION CODE
MERLIN GREY	STANDARD
OCEAN BLUE	GBLUECHA45
GOOSEWING LIGHT GREY	GGREYCHA45
POPPY RED	GPREDCHA45
WHITE	GWHITCHA45
FOREST GREEN / HERITAGE	GGRENCHA45
BUTTERMILK CREAM / HONESTY	GCREMCHA45
BLACK	GBLAKCHA45
WALNUT	GWALNCHA45
BEECH	GBEECCHA45
OAK	GOAKCHA45
SATIN S/STEEL	GSSTLCHA45



APPROX. UN-CRATED  
WEIGHT OF UNIT: 63Kg

## DESCRIPTION:

GLIDE DINING CARTS  
45 DEG CORNER INFILL UNIT  
+ S/STEEL FOLDING TUBULAR TRAY RAILS

SCALE: 1 : 25@A4 REV No: A

PRODUCT  
CODE:

GC45  
+ GTTS45



CED FABRICATIONS LTD  
UNITS A1-A4, FALCON COURT  
CLAYTON BUSINESS PARK  
CLAYTON-LE-MOORS  
HYNDBURN  
LANCASHIRE BB5 5JD

This drawing and information herein is confidential to CED Fabrications Ltd. It is issued in confidence that it will not be disclosed to any third party in part or in whole without permission from CED FABRICATIONS Ltd.

© CED FABRICATIONS LTD

