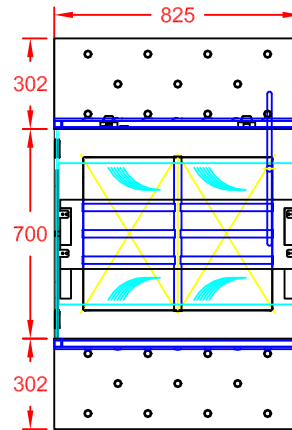
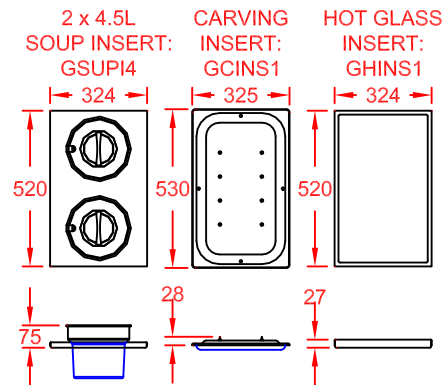
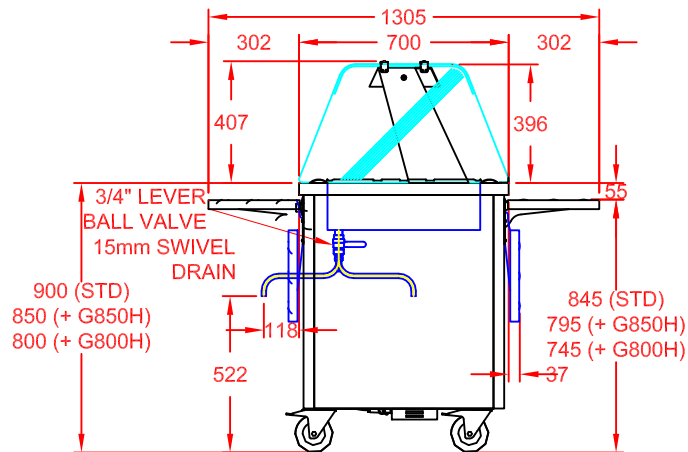


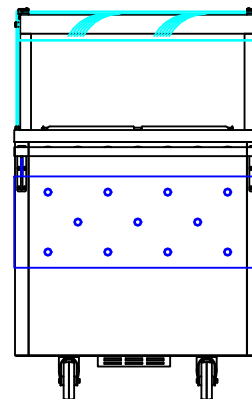
| COLOUR FINISH (FRONT & SIDES) | OPTION CODE |
|-------------------------------|-------------|
| MERLIN GREY                   | STANDARD    |
| OCEAN BLUE                    | GBLUECHA2   |
| GOOSEWING LIGHT GREY          | GGREYCHA2   |
| POPPY RED                     | GPREDCHA2   |
| WHITE                         | GWHITCHA2   |
| FOREST GREEN / HERITAGE       | GGRENCHA2   |
| BUTTERMILK CREAM / HONESTY    | GCREMCHA2   |
| BLACK                         | GBLAKCHA2   |
| WALNUT                        | GWALNCHA2   |
| BEECH                         | GBEECCHA2   |
| OAK                           | GOAKCHA2    |
| SATIN S/STEEL                 | GSSTLCHA2   |



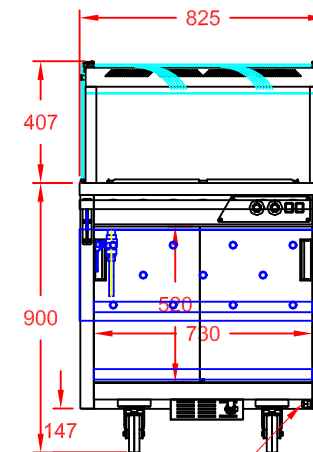
PLAN VIEW



END VIEW



FRONT VIEW  
(CUSTOMER SIDE)



16A COMMANDO PLUG & 3m CABLE ENTRY  
POWER SUPPLY: 16A, 230V, 2.83kW  
REAR VIEW  
(OPERATOR SIDE)

APPROX. UN-CRATED  
WEIGHT OF UNIT: 64Kg



CED FABRICATIONS LTD  
UNITS A1-A4, FALCON COURT  
CLAYTON BUSINESS PARK  
CLAYTON-LE-MOORS  
HYNDBURN  
LANCASHIRE BB5 5JD

This drawing and information herein is confidential to CED Fabrications Ltd. It is issued in confidence that it will not be disclosed to any third party in part or in whole without permission from CED FABRICATIONS Ltd.

© CED FABRICATIONS LTD



## DESCRIPTION:

GLIDE DINING CARTS  
2-1 WET/DRY BAIN MARIE HOT CUPBOARD  
+ HEATED ISLAND GANTRY  
+ 2xS/STEEL FOLDING SOLID TRAY SL

SCALE: 1 : 25@A4 REV No: A

PRODUCT  
CODE:  
DES

GHBMW2  
+ GHIG2  
+ 2 x GSTS2