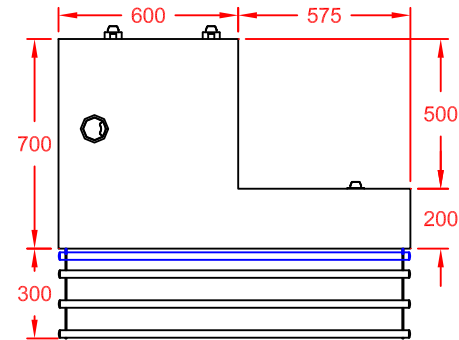
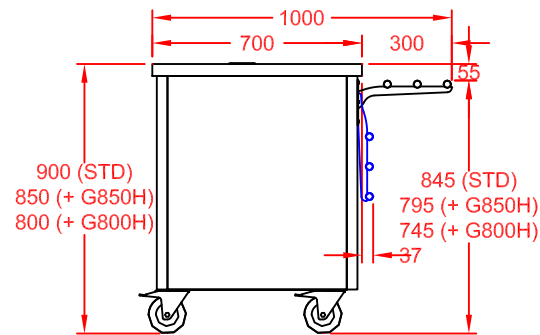


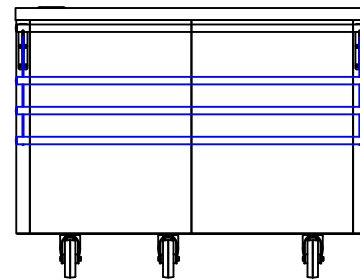
COLOUR FINISH (FRONT & SIDES)	OPTION CODE
MERLIN GREY	STANDARD
OCEAN BLUE	GBLUECS3
GOOSEWING LIGHT GREY	GGREYCS3
POPPY RED	GPREDCS3
WHITE	GWHITCS3
FOREST GREEN / HERITAGE	GGRENC3
BUTTERMILK CREAM / HONESTY	GCREMCS3
BLACK	GBLAKCS3
WALNUT	GWALNCS3
BEECH	GBEECS3
OAK	GOAKCS3
SATIN S/STEEL	GSSTLCS3



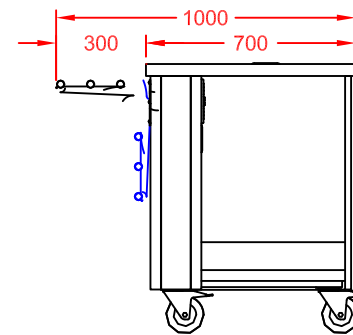
PLAN VIEW



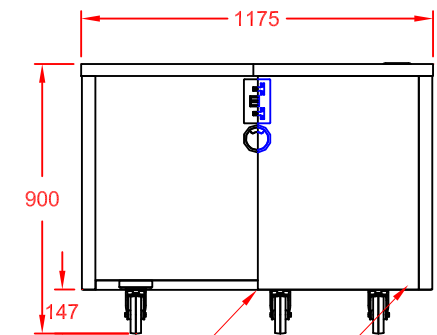
LH END VIEW



FRONT VIEW  
(CUSTOMER SIDE)



RH END VIEW



REAR VIEW  
(OPERATOR SIDE)

DATA CABLE ENTRY  
13A PLUG TOP & 3m CABLE ENTRY  
POWER SUPPLY: 13A, 230V, 3.00kW(Max)

APPROX. UN-CRATED  
WEIGHT OF UNIT: 60Kg

## DESCRIPTION:

GLIDE DINING CARTS  
CASHIER SECTION (LEFT HAND MODEL)  
+ S/STEEL FOLDING TUBULAR TRAY RAIL

SCALE: 1 : 25 @ A4

REV No: B

PRODUCT  
CODE:

GCSL  
+ GTTS3



CED FABRICATIONS LTD  
UNITS A1-A4, FALCON COURT  
CLAYTON BUSINESS PARK  
CLAYTON-LE-MOORS  
HYNDBURN  
LANCASHIRE BB5 5JD

This drawing and information herein is confidential to CED Fabrications Ltd. It is issued in confidence that it will not be disclosed to any third party in part or in whole without permission from CED FABRICATIONS Ltd.

© CED FABRICATIONS LTD

