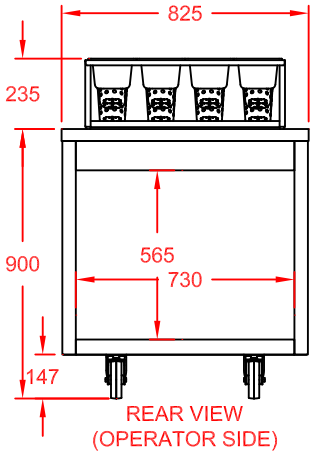
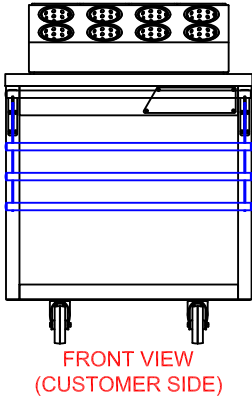
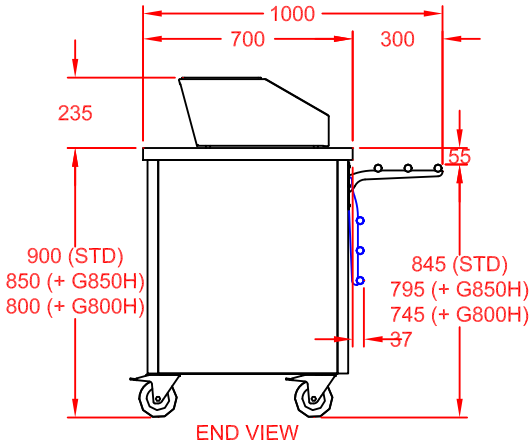
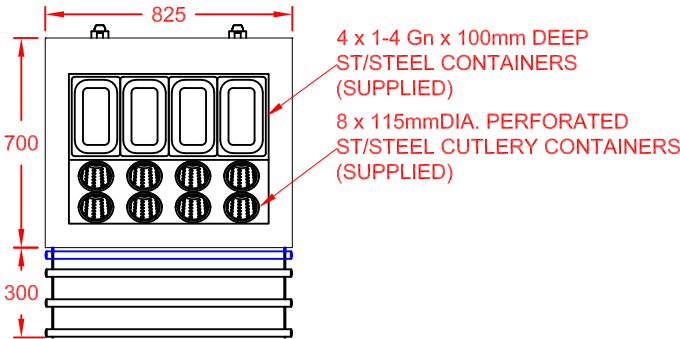


COLOUR FINISH (SIDES)	OPTION CODE
MERLIN GREY	STANDARD
OCEAN BLUE	GBLUEP2
GOOSEWING LIGHT GREY	GGREYEP2
POPPY RED	GPREDEP2
WHITE	GWHITEP2
FOREST GREEN / HERITAGE	GGRENEP2
BUTTERMILK CREAM / HONESTY	GCREMEP2
BLACK	GBLAKEP2
WALNUT	GWALNEP2
BEECH	GBEECEP2
OAK	GOAKEP2
SATIN S/STEEL	GSSTLEP2



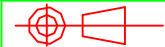
APPROX. UN-CRATED
WEIGHT OF UNIT: 42Kg



CED FABRICATIONS LTD
UNITS A1-A4, FALCON COURT
CLAYTON BUSINESS PARK
CLAYTON-LE-MOORS
HYNDBURN
LANCASHIRE BB5 5JD

This drawing and information herein is confidential to CED Fabrications Ltd. It is issued in confidence that it will not be disclosed to any third party in part or in whole without permission from CED FABRICATIONS Ltd.

© CED FABRICATIONS LTD



DESCRIPTION:

GLIDE DINING CARTS
CUTLERY & TRAY PICK UP UNIT
+ S/STEEL FOLDING TUBULAR TRAY RAIL

SCALE: 1 : 25@A4

REV No: A

PRODUCT
CODE:

GCTU
+ GTTS2