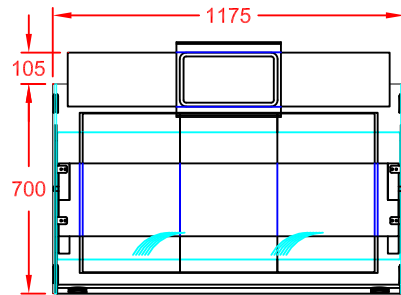
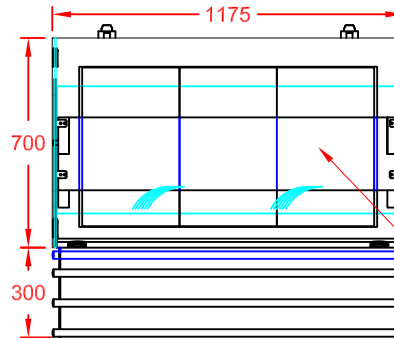


COLOUR FINISH (FRONT & SIDES)	OPTION CODE
MERLIN GREY	STANDARD
OCEAN BLUE	GBLUECHA3
GOOSEWING LIGHT GREY	GGREYCHA3
POPPY RED	GPREDCHA3
WHITE	GWHITCHA3
FOREST GREEN / HERITAGE	GGRENCHA3
BUTTERMILK CREAM / HONESTY	GCREMCHA3
BLACK	GBLAKCHA3
WALNUT	GWALNCHA3
BEECH	GBEECCHA3
OAK	GOAKCHA3
SATIN S/STEEL	GSSTLCHA3

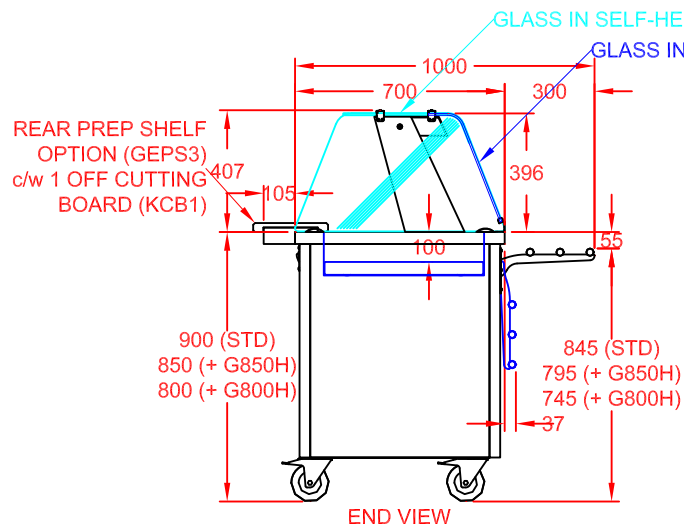


PLAN VIEW
WITH REAR PREP SHELF OPTION (GEPs3)
c/w 1 OFF CUTTING BOARD (KCB1)

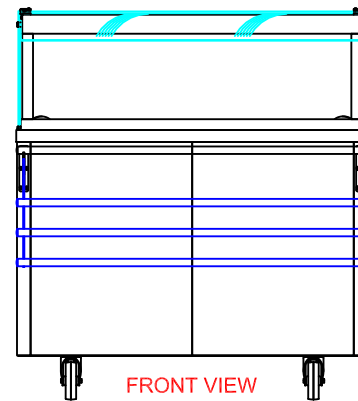


PLAN VIEW

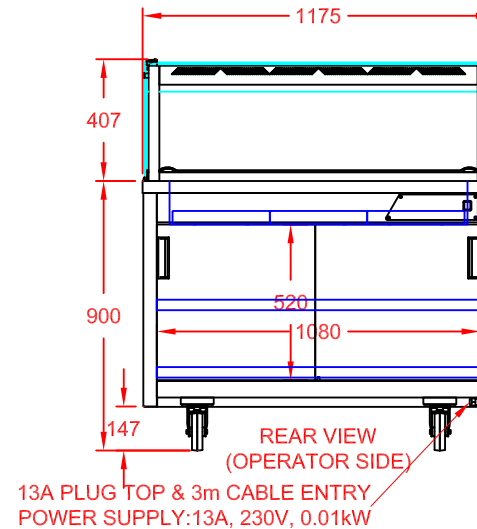
UNIT c/w 3 OFF EUTECTIC COOLING PLATES (GEP1)



END VIEW



FRONT VIEW
(CUSTOMER SIDE)



REAR VIEW
(OPERATOR SIDE)

13A PLUG TOP & 3m CABLE ENTRY
POWER SUPPLY: 13A, 230V, 0.01kW

APPROX. UN-CRATED
WEIGHT OF UNIT: 91Kg



CED FABRICATIONS LTD
UNITS A1-A4, FALCON COURT
CLAYTON BUSINESS PARK
CLAYTON-LE-MOORS
HYNDBURN
LANCASHIRE BB5 5JD

This drawing and information herein is confidential to CED Fabrications Ltd. It is issued in confidence that it will not be disclosed to any third party in part or in whole without permission from CED FABRICATIONS Ltd.

© CED FABRICATIONS LTD



DESCRIPTION:

GLIDE DINING CARTS
3-1 EUTECTIC PLATE COLD WELL
+ AMBIENT GANTRY
+ S/STEEL FOLDING TUBULAR TRAY RAIL

SCALE: 1 : 25 @ A4 REV No: A

PRODUCT
CODE:

GEW3
+ GAG3
+ GTTS3