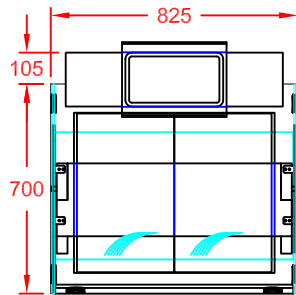
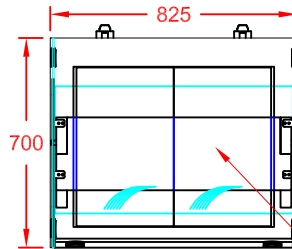


COLOUR FINISH (FRONT & SIDES)	OPTION CODE
MERLIN GREY	STANDARD
OCEAN BLUE	GBLUECHA2
GOOSEWING LIGHT GREY	GGREYCHA2
POPPY RED	GPREDCHA2
WHITE	GWHITCHA2
FOREST GREEN / HERITAGE	GGRENCHA2
BUTTERMILK CREAM / HONESTY	GCREMCHA2
BLACK	GBLAKCHA2
WALNUT	GWALNCHA2
BEECH	GBEECCHA2
OAK	GOAKCHA2
SATIN S/STEEL	GSSTLCHA2

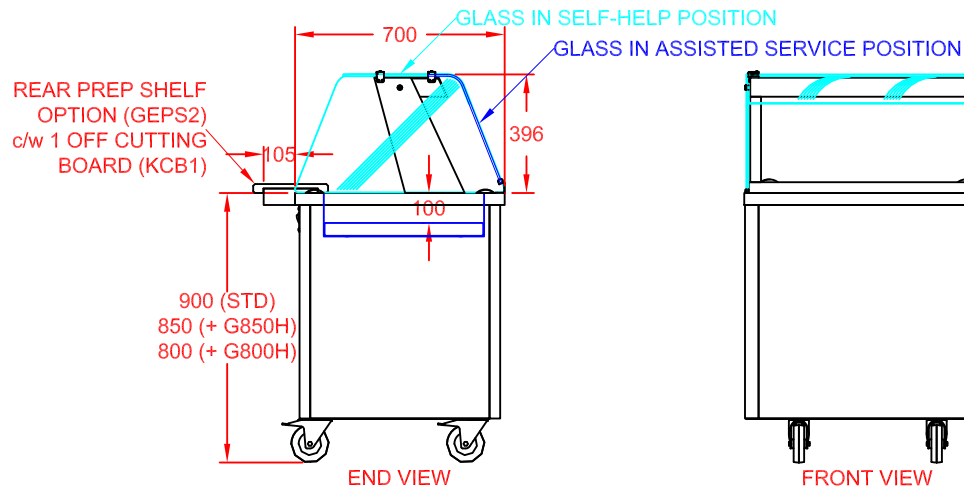


PLAN VIEW  
WITH REAR PREP SHELF OPTION (GEPS2)  
c/w 1 OFF CUTTING BOARD (KCB1)

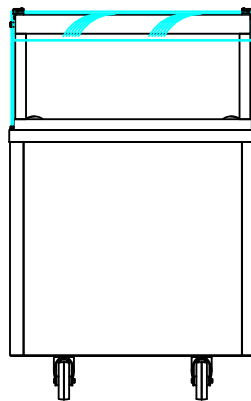


PLAN VIEW

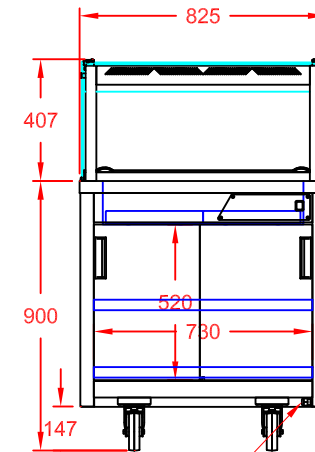
UNIT c/w 2 OFF EUTECTIC COOLING PLATES (GEP1)



END VIEW



FRONT VIEW  
(CUSTOMER SIDE)



REAR VIEW  
(OPERATOR SIDE)

13A PLUG TOP & 3m CABLE ENTRY  
POWER SUPPLY: 13A, 230V, 0.01kW

APPROX. UN-CRATED  
WEIGHT OF UNIT: 60Kg

## DESCRIPTION:

GLIDE DINING CARTS  
2-1 EUTECTIC PLATE COLD WELL  
+ AMBIENT GANTRY

SCALE: 1 : 25 @ A4 REV No: A

PRODUCT CODE: GEW2 + GAG2



CED FABRICATIONS LTD  
UNITS A1-A4, FALCON COURT  
CLAYTON BUSINESS PARK  
CLAYTON-LE-MOORS  
HYNDBURN  
LANCASHIRE BB5 5JD

This drawing and information herein is confidential to CED Fabrications Ltd. It is issued in confidence that it will not be disclosed to any third party in part or in whole without permission from CED FABRICATIONS Ltd.

© CED FABRICATIONS LTD

