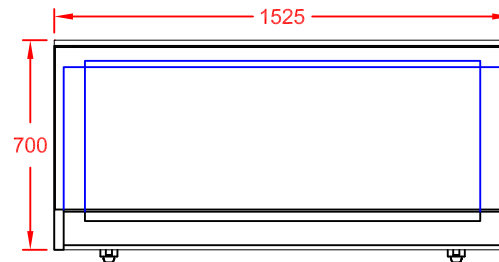

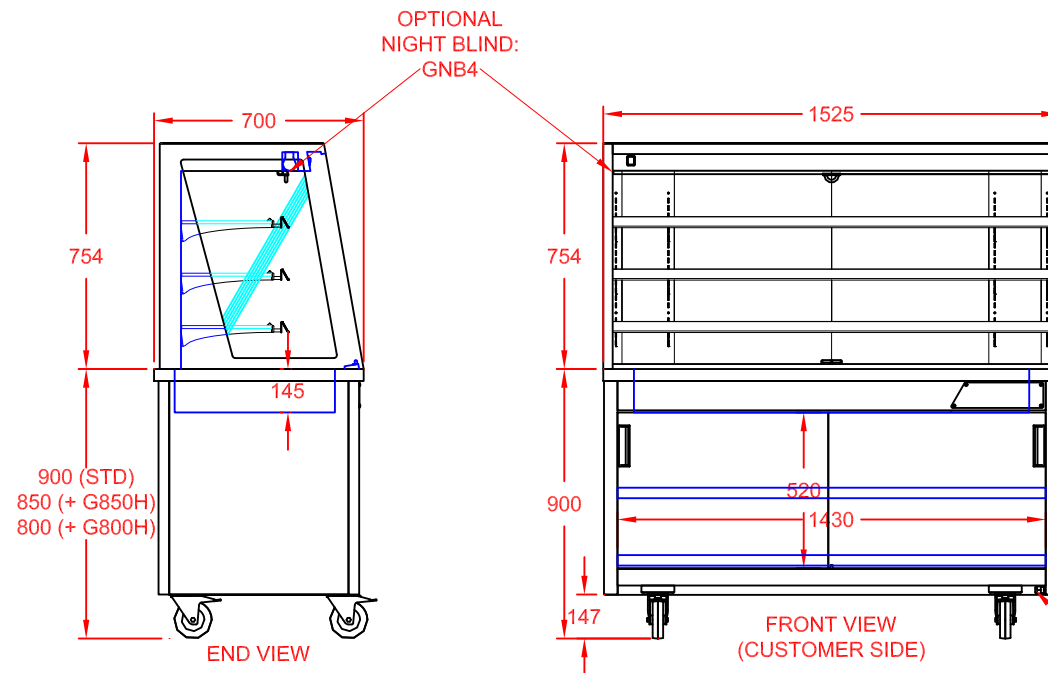


COLOUR FINISH (DOORS & SIDES)	OPTION CODE
MERLIN GREY	STANDARD
OCEAN BLUE	GBLUEWSA4
GOOSEWING LIGHT GREY	GGREYWSA4
POPPY RED	GPREDWSA4
WHITE	GWHITWSA4
FOREST GREEN / HERITAGE	GGRENWSA4
BUTTERMILK CREAM / HONESTY	GCREMWSA4
BLACK	GBLAKWSA4
WALNUT	GWALNWSA4
BEECH	GBEECWSA4
OAK	GOAKWSA4
SATIN S/STEEL	GSSTLWSA4



PLAN VIEW



REAR VIEW
(OPERATOR SIDE)

13A PLUG TOP & 3m CABLE ENTRY
POWER SUPPLY:13A, 230V, 0.02kW

APPROX. UN-CRATED
WEIGHT OF UNIT: 158Kg

DESCRIPTION:

GLIDE DINING CARTS
4 - 1 SELF HELP AMBIENT MULTIDECK
(FIXED BACK)

SCALE: 1 : 25 @ A4 REV No: A

PRODUCT
CODE: GMDA4FB



CED FABRICATIONS LTD
UNITS A1-A4, FALCON COURT
CLAYTON BUSINESS PARK
CLAYTON-LE-MOORS
HYNDBURN
LANCASHIRE BB5 5JD

This drawing and information herein is confidential to CED Fabrications Ltd. It is issued in confidence that it will not be disclosed to any third party in part or in whole without permission from CED FABRICATIONS Ltd.

© CED FABRICATIONS LTD

