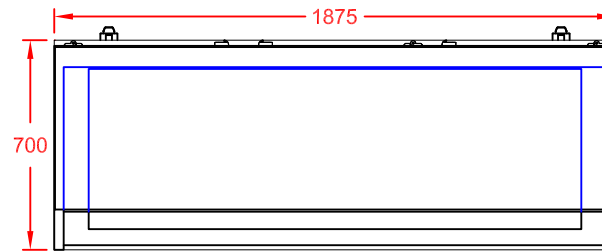
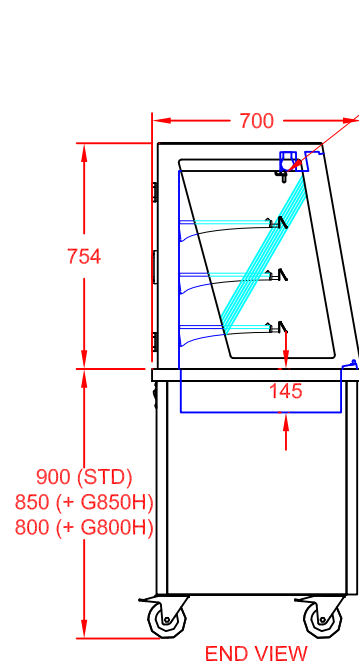


COLOUR FINISH (FRONT & SIDES)	OPTION CODE
MERLIN GREY	STANDARD
OCEAN BLUE	GBLUECHA5
GOOSEWING LIGHT GREY	GGREYCHA5
POPPY RED	GPREDCHA5
WHITE	GWHITCHA5
FOREST GREEN / HERITAGE	GGRENCHA5
BUTTERMILK CREAM / HONESTY	GCREMCHA5
BLACK	GBLAKCHA5
WALNUT	GWALNCHA5
BEECH	GBEECCHA5
OAK	GOAKCHA5
SATIN S/STEEL	GSSTLCHA5

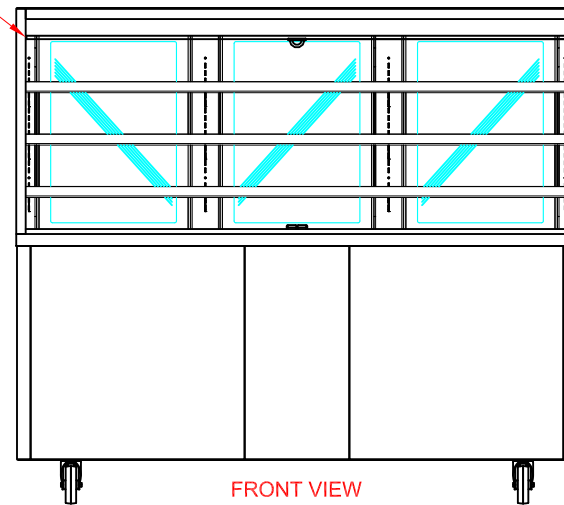


PLAN VIEW

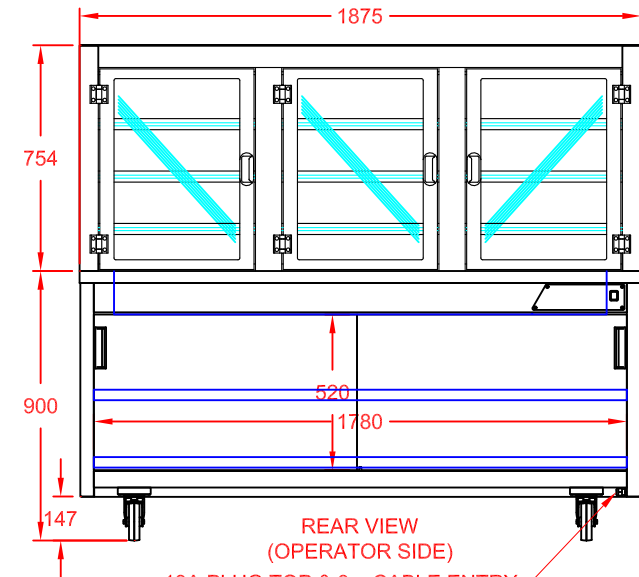


END VIEW

OPTIONAL
NIGHT BLIND:
GNB5



FRONT VIEW
(CUSTOMER SIDE)



REAR VIEW
(OPERATOR SIDE)
13A PLUG TOP & 3m CABLE ENTRY
POWER SUPPLY: 13A, 230V, 0.02W

APPROX. UN-CRATED
WEIGHT OF UNIT: 202Kg

DESCRIPTION:

GLIDE DINING CARTS
5-1 SELF HELP AMBIENT MULTIDECK
(REAR DOORS)

SCALE: 1 : 25 @ A4 REV No: A

PRODUCT
CODE: GMDA5



CED FABRICATIONS LTD
UNITS A1-A4, FALCON COURT
CLAYTON BUSINESS PARK
CLAYTON-LE-MOORS
HYNDBURN
LANCASHIRE BB5 5JD

This drawing and information herein is confidential to CED Fabrications Ltd. It is issued in confidence that it will not be disclosed to any third party in part or in whole without permission from CED FABRICATIONS Ltd.

© CED FABRICATIONS LTD

