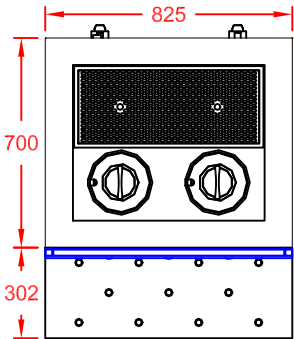
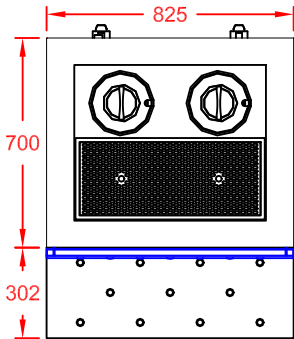


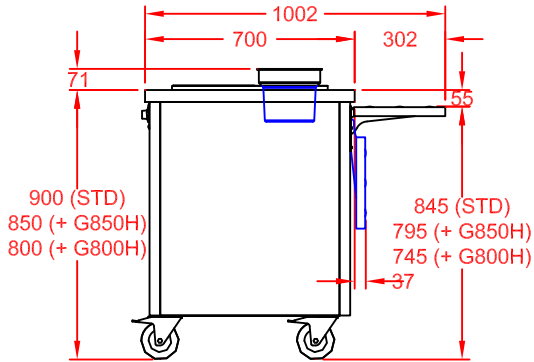
COLOUR FINISH (FRONT & SIDES)	OPTION CODE
MERLIN GREY	STANDARD
OCEAN BLUE	GBLUECHA2
GOOSEWING LIGHT GREY	GGREYCHA2
POPPY RED	GPREDCHA2
WHITE	GWHITCHA2
FOREST GREEN / HERITAGE	GGRENCHA2
BUTTERMILK CREAM / HONESTY	GCREMCHA2
BLACK	GBLAKCHA2
WALNUT	GWALNCHA2
BEECH	GBEECCHA2
OAK	GOAKCHA2
SATIN S/STEEL	GSSTLCHA2



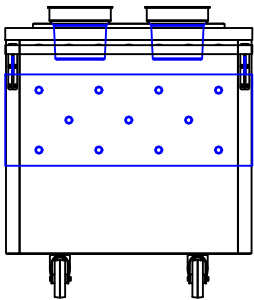
PLAN VIEW  
ASSISTED SERVICE POSITION  
(STANDARD)



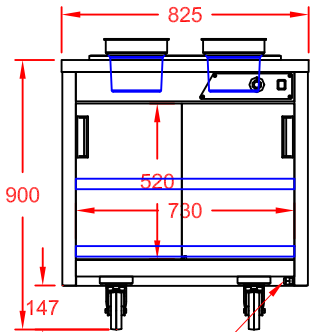
PLAN VIEW  
SELF-HELP POSITION  
(USER ADJUSTED)



END VIEW



FRONT VIEW  
(CUSTOMER SIDE)



13A PLUG TOP & 3m CABLE ENTRY  
POWER SUPPLY:13A, 230V, 0.75kW  
REAR VIEW  
(OPERATOR SIDE)

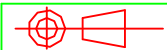
APPROX. UN-CRATED  
WEIGHT OF UNIT: 48Kg



CED FABRICATIONS LTD  
UNITS A1-A4, FALCON COURT  
CLAYTON BUSINESS PARK  
CLAYTON-LE-MOORS  
HYNDBURN  
LANCASHIRE BB5 5JD

This drawing and information herein is confidential to CED Fabrications Ltd. It is issued in confidence that it will not be disclosed to any third party in part or in whole without permission from CED FABRICATIONS Ltd.

© CED FABRICATIONS LTD



DESCRIPTION:

GLIDE DINING CARTS  
SOUP STATION (BAIN MAIRE)  
+ S/STEEL FOLDING SOLID TRAY SLIDE

SCALE: 1 : 25@A4

REV No: A

PRODUCT  
CODE:

GSUP2  
+ GSTS2