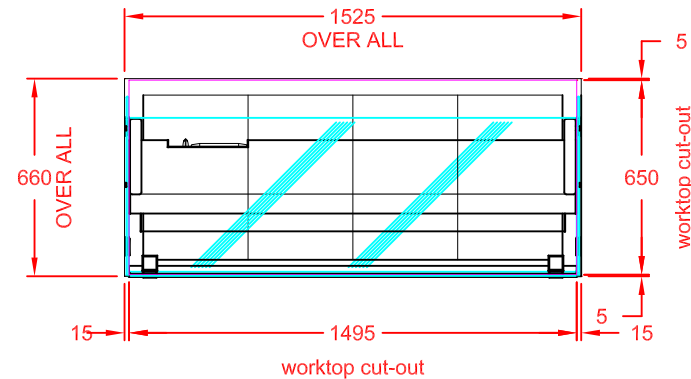
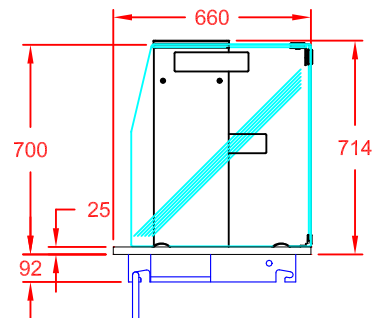


**Recommended Control Box Positioning**  
 Site the control box preferably to an upright surface, in an accessible service void, adjacent to or below the display unit (minimum clearance below underside of display unit = 200mm).

**Incorrect Control Box Positioning**  
 The control box must not be located  
 1) directly to the underside of the display unit,  
 2) above a hot cupboard or,  
 3) where ambient temperature is above 40°C,  
 4) where likely to allow ingress of water i.e. wet floor areas.



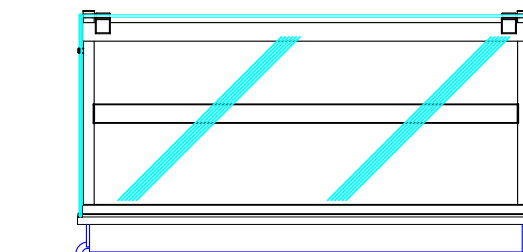
PLAN VIEW



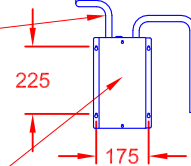
END VIEW

2m FLEXIBLE CONDUIT TO CONTROL BOX

CONTROL BOX  
(4 x M4 FIXINGS)

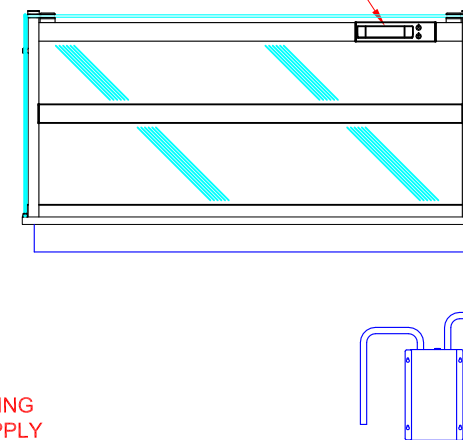


FRONT VIEW  
(CUSTOMER SIDE)



2m HARD WIRED FLEXIBLE CONDUIT FOR WIRING TO CUSTOMER'S OWN JUNCTION BOX OR SUPPLY  
 POWER SUPPLY:  
 20A, 230V, 3.8kW

GANTRY MOUNTED DIGITAL CONTROL PANEL



REAR VIEW  
(OPERATOR SIDE)

APPROX. UN-CRATED  
 WEIGHT OF UNIT: 106Kg



CED FABRICATIONS LTD  
 UNITS A1-A4, FALCON COURT  
 CLAYTON BUSINESS PARK  
 CLAYTON-LE-MOORS  
 HYNDBURN  
 LANCASHIRE BB5 5JD

This drawing and information herein is confidential to CED Fabrications Ltd. It is issued in confidence that it will not be disclosed to any third party in part or in whole without permission from CED FABRICATIONS Ltd.

© CED FABRICATIONS LTD



## DESCRIPTION:

CABINET KUBUS ASSISTED SERVICE  
 4-1 G<sub>n</sub> CERAN GLASS HOTPLATE  
 & HEATED MID SHELF

SCALE: 1 : 25 @ A4 REV No: A

PRODUCT CODE: KHP4PS+KAS4PS