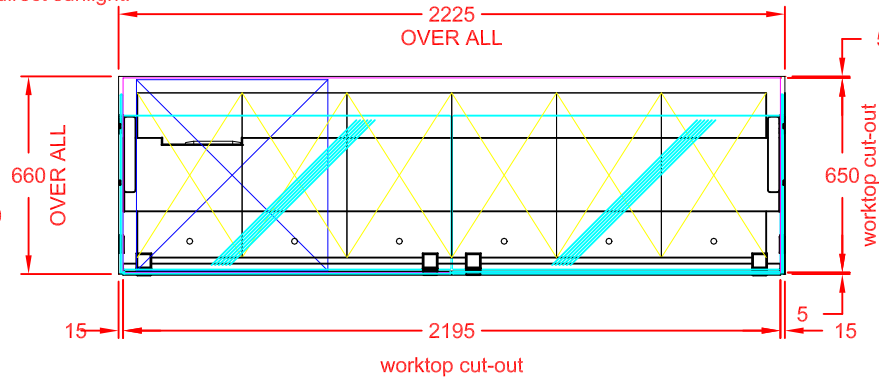
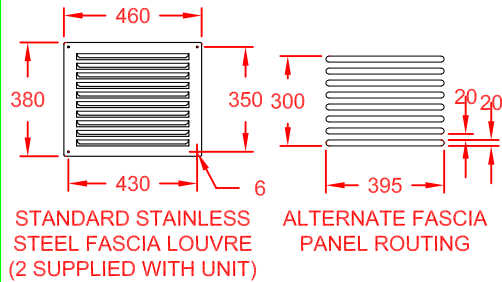
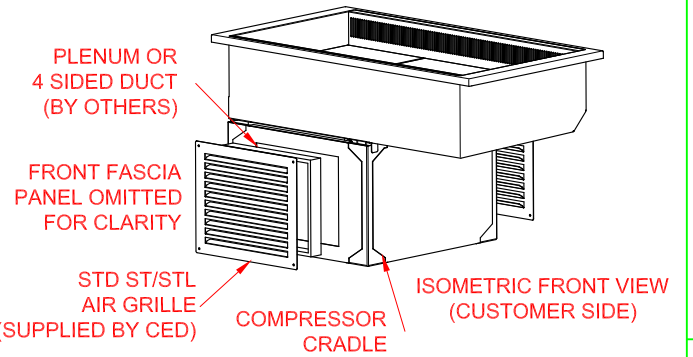


Ventilation / Display Performance Considerations

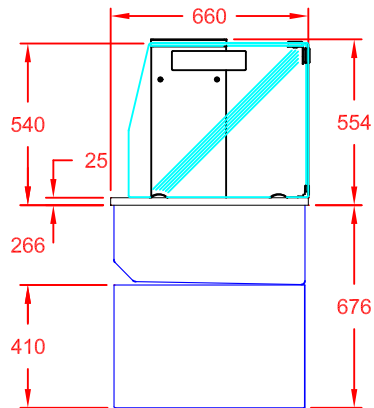
- 1) Area in which display is to be sited must have a minimum room volume no less than 122 cu m.
- 2) Install over a sealed floor or ventilated floor void.
- 3) Do not site the display within 2m of ceiling mounted air conditioning grilles.
- 4) Do not site the display beneath a high level of direct sunlight.
- 5) Display will operate in a 24 hour environment.
- 6) Access to maintain condensing unit should be made via removable fascia panels or doors to customer and operator side of counter.



PLAN VIEW

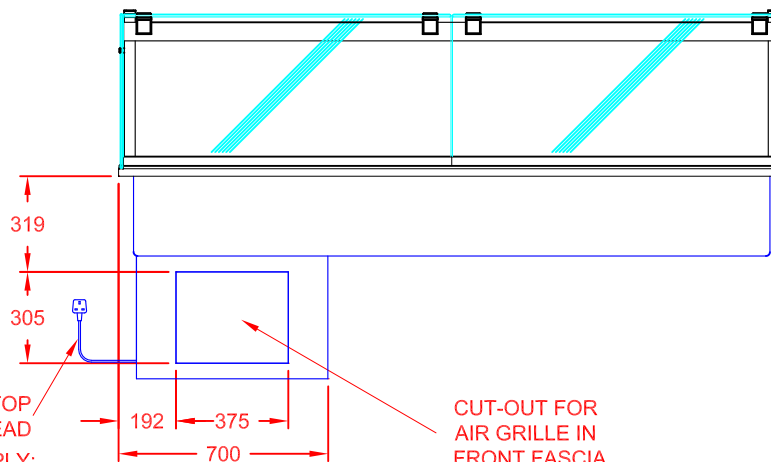


A PLENUM OR 4 SIDED TUNNEL MUST BE FITTED BETWEEN THE REAR FACE OF THE CUSTOMER SIDE FASCIA PANEL AND THE FRONT FACE OF THE COMPRESSOR CRADLE, AROUND THE AIR INTAKE CUT-OUT, TO STOP THE RE-CIRCULATION OF HOT AIR FROM THE COMPRESSOR.

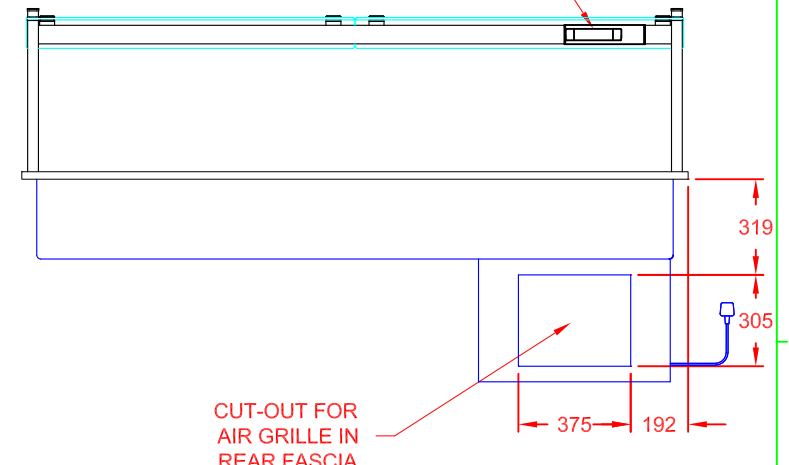


END VIEW

13A PLUG TOP & 2m LEAD
POWER SUPPLY:
13A, 230V, 1.73kW



FRONT VIEW
(CUSTOMER SIDE)



REAR VIEW
(OPERATOR SIDE)

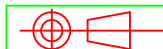
APPROX. UN-CRATED
WEIGHT OF UNIT: 184Kg



CED FABRICATIONS LTD
UNITS A1-A4, FALCON COURT
CLAYTON BUSINESS PARK
CLAYTON-LE-MOORS
HYNDBURN
LANCASHIRE BB5 5JD

This drawing and information herein is confidential to CED Fabrications Ltd. It is issued in confidence that it will not be disclosed to any third party in part or in whole without permission from CED FABRICATIONS Ltd.

© CED FABRICATIONS LTD



DESCRIPTION:

CABINET KUBUS DROP-IN CHILLED
6-1 G_n ASSISTED SERVICE WELL
HYDROCARBON TYPE-R290 REFRIGERANT

SCALE: 1 : 2.5 @ A4 REV No:

PRODUCT
CODE: KCW6HT + KAS6