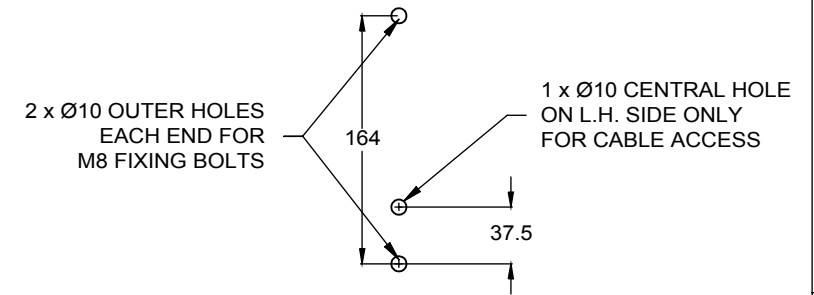
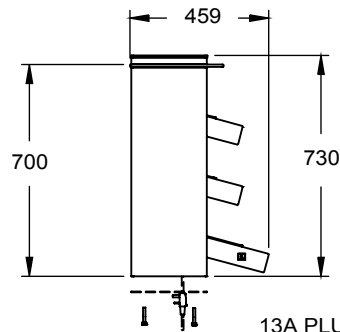


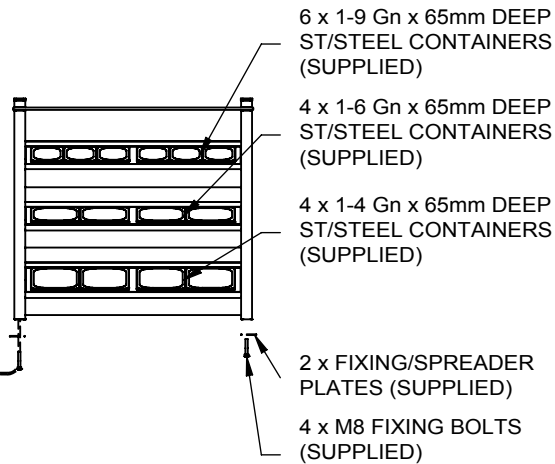
PLAN VIEW



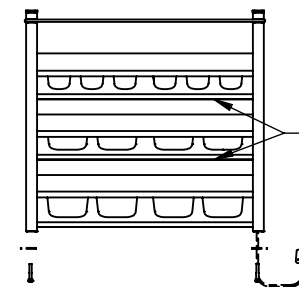
WORKTOP DRILLING  
DETAIL (SCALE 1:5)



END VIEW  
13A PLUG TOP  
& 2m LEAD  
(NOTE: PLUG  
SUPPLIED LOOSE)  
POWER SUPPLY:  
13A, 230V, 0.1kW



FRONT VIEW  
(CUSTOMER SIDE)



REAR VIEW  
(OPERATOR SIDE)

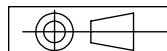
APPROX. UN-CRATED  
WEIGHT OF UNIT: 27Kg



CED FABRICATIONS LTD  
UNITS A1-A4, FALCON COURT  
CLAYTON BUSINESS PARK  
CLAYTON-LE-MOORS  
HYNDBURN  
LANCASHIRE BB5 5JD

This drawing and information herein is confidential to CED Fabrications Ltd.  
It is issued in confidence that it will not be disclosed to any third party in part or in whole without permission from CED FABRICATIONS LTD.

© CED FABRICATIONS LTD



## DESCRIPTION:

CABINET KUBUS  
2-1 Gn CUTLERY CONDIMENTS UNIT

SCALE: 1 : 25 @ A4

REV No: -

PRODUCT  
CODE:

KCCU2