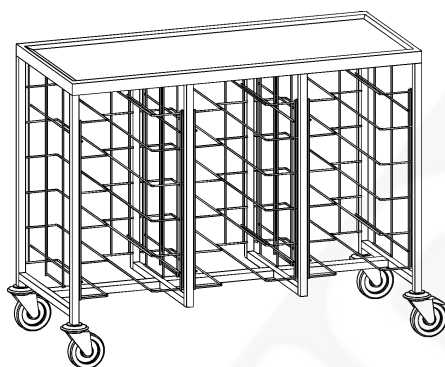
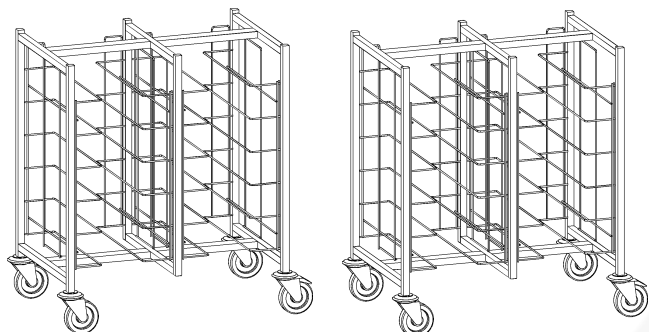


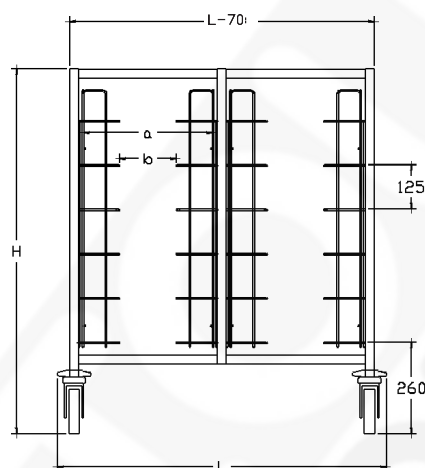
TOURNUS EQUIPEMENT

CAFETERIA TROLLEYS

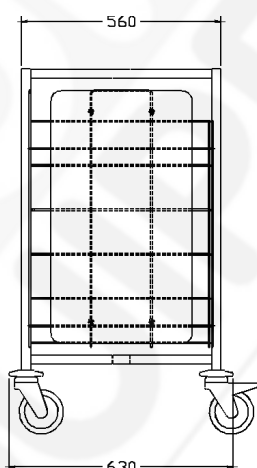
6 levels opening across width



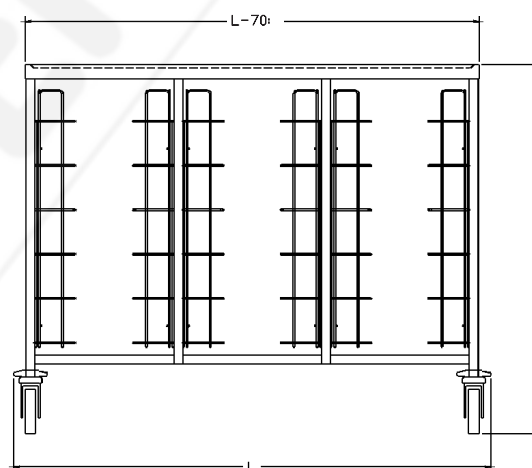
- Food quality stainless steel construction.
- Stainless steel 25 x 25 mm tube structure.
- Stainless steel 50 x 25 mm tube lengthways spacer bar.
- Panel made of stainless steel Ø 4.8 mm wire welded onto a frame.
- With or without laminate panels, thickness 2mm, fixed onto the wire panels with clips.
- Capacity: 12 or 18 trays according to model.
- With or without welded top tray on 2x6 level trolleys.
- 4 swivel wheels Ø 125 mm:
 - * of which 2 with brake.
 - * polyamide cover.
 - * annular bumpers.



2 x 6 levels without tray
front view



side view



3 x 6 levels with upper tray
front view

Description	Tray width (mm)	L	a	b	H	Ref. trolleys with no panels	Ref. trolleys with panels
Trolley 2 x 6 levels	320 to 370	930	380	160	1030	800 071	800 072
Trolley 2 x 6 levels with upper tray	320 to 370	930	380	160	1040	800 073	800 074
Trolley 3 x 6 levels with upper tray	320 to 370	1345	380	160	1040	800 075	800 076

This document is not binding. The specifications given are subject to change with a view to improvement.

TOURNUS EQUIPEMENT-25 avenue Jean Moulin-B.P.59 F-71700
TOURNUS - Tel +33 (0)3 85 27 42 65 - Fax +33 (0)3 85 27 42 60