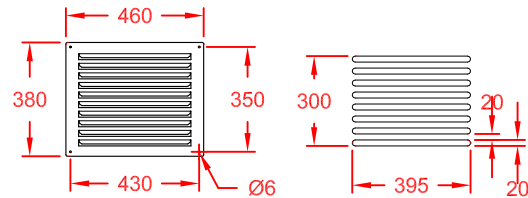


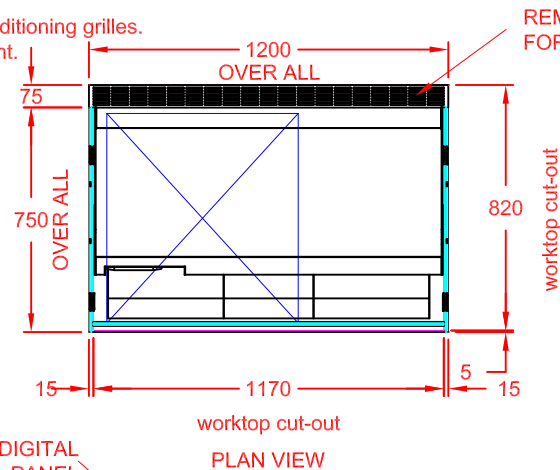
### Ventilation / Display Performance Considerations

- 1) Area in which display is to be sited must have a minimum room floor area no less than 28 sq m.
- 2) Install over a sealed floor or ventilated floor void.
- 3) Do not site the display within 2m of ceiling mounted air conditioning grilles.
- 4) Do not site the display beneath a high level of direct sunlight.
- 5) Display will operate in a 24 hour environment.
- 6) Access to maintain condensing unit should be made via removable fascia panels or doors to customer and operator side of counter.



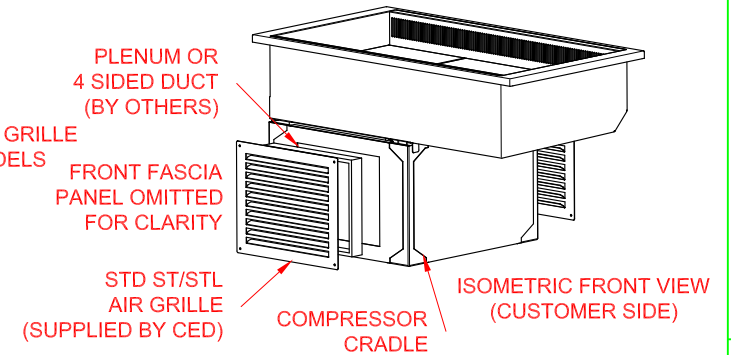
STANDARD STAINLESS STEEL  
FASCIA LOUVRE  
(2 SUPPLIED WITH UNIT)

ALTERNATE FASCIA  
PANEL ROUTING

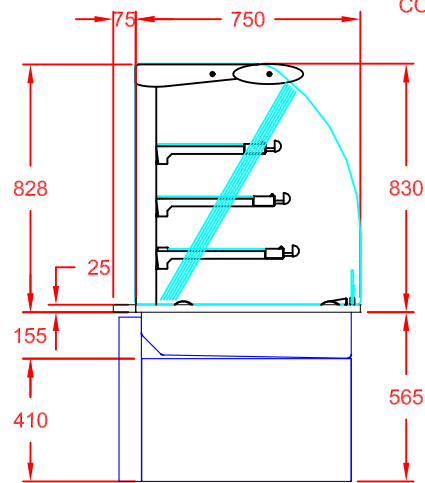


worktop cut-out  
PLAN VIEW

REMOVABLE AIR-OFF GRILLE  
FOR WALL SITED MODELS

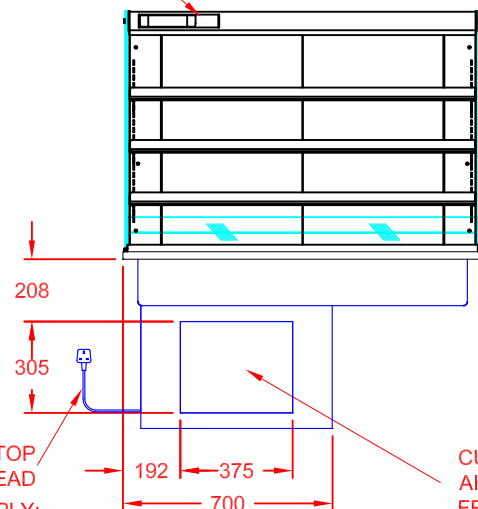


A PLENUM OR 4 SIDED TUNNEL MUST BE FITTED BETWEEN THE REAR FACE OF THE CUSTOMER SIDE FASCIA PANEL AND THE FRONT FACE OF THE COMPRESSOR CRADLE, AROUND THE AIR INTAKE CUT-OUT, TO STOP THE RE-CIRCULATION OF HOT AIR FROM THE COMPRESSOR.



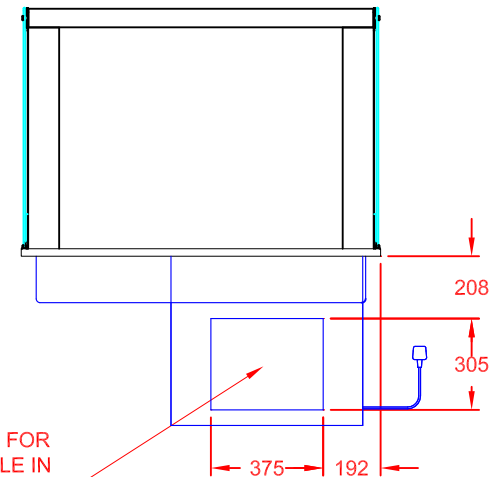
END VIEW

13A PLUG TOP  
& 3m LEAD  
POWER SUPPLY:  
13A, 230V, 1.68kW



FRONT VIEW  
(CUSTOMER SIDE)

CUT-OUT FOR  
AIR GRILLE IN  
FRONT FASCIA



REAR VIEW  
(OPERATOR SIDE)

CUT-OUT FOR  
AIR GRILLE IN  
REAR FASCIA  
(IF REQD.)

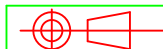
APPROX. UN-CRATED  
WEIGHT OF UNIT: 240Kg



CED FABRICATIONS LTD  
UNITS A1-A4, FALCON COURT  
CLAYTON BUSINESS PARK  
CLAYTON-LE-MOORS  
HYNDBURN  
LANCASHIRE BB5 5JD

This drawing and information herein is confidential to CED Fabrications Ltd. It is issued in confidence that it will not be disclosed to any third party in part or in whole without permission from CED FABRICATIONS Ltd.

© CED FABRICATIONS LTD



### DESCRIPTION:

DESIGNLINE DROP-IN PATISSERIE  
1200mm SELF HELP COLD - FIXED BACK  
HYDROCARBON TYPE-R290 REFRIGERANT

SCALE: 1 : 2.5 @ A4 REV No: A

PRODUCT  
CODE:

PC12FBHTD