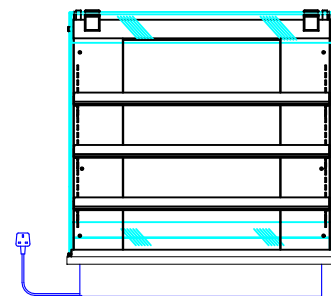


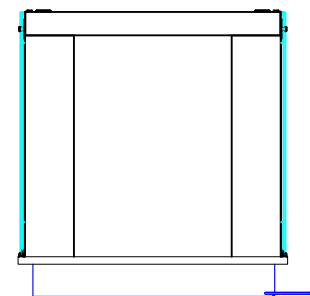
END VIEW

13A PLUG TOP  
& 3m LEAD

POWER SUPPLY:  
13A, 230V, 0.1kW



FRONT VIEW  
(CUSTOMER SIDE)



REAR VIEW  
(OPERATOR SIDE)

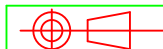
APPROX. UN-CRATED  
WEIGHT OF UNIT: 150Kg



CED FABRICATIONS LTD  
UNITS A1-A4, FALCON COURT  
CLAYTON BUSINESS PARK  
CLAYTON-LE-MOORS  
HYNDBURN  
LANCASHIRE BB5 5JD

This drawing and information herein is confidential to CED Fabrications Ltd. It is issued in confidence that it will not be disclosed to any third party in part or in whole without permission from CED FABRICATIONS Ltd.

© CED FABRICATIONS LTD



## DESCRIPTION:

CABINET KUBUS DROP-IN PATISSERIE  
900mm SELF HELP AMB - FIXED BACK

SCALE: 1 : 25 @ A4 REV No: A

PRODUCT  
CODE:

KPA9FBD