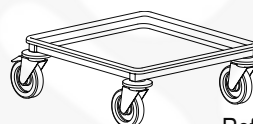
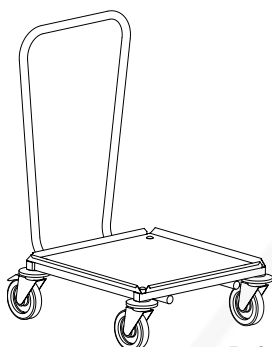


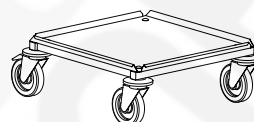
Ref. 800 112



Ref. 800 111



Ref. 800 126



Ref. 800 125



Ref. 800 130

SPECIFICATIONS:

- Food quality stainless steel construction
- Handle made of Ø 25 mm tube, bolted to the frame.
- Frame made of 25 x 25 mm tube.
- Removable tray, ABS or stainless steel thickness 12/10th mm depending on the model.
- 4 swivel wheels, Ø 125 mm, with polyamide flange, 2 with brakes.
- Annular wheel guards.
- Load: up to 150 kg.

Description	Overall dimensions L x w x h (mm)	References
rack dolly with ABS base	570 x 570 x 225	800 111
rack dolly with ABS base and handle	630 x 570 x 900	800 112
stainless steel rack dolly	570 x 570 x 225	800 125
stainless steel rack dolly with handle	630 x 570 x 900	800 126
stainless steel tray dolly with handle	870 x 570 x 900	800 130

RACK AND TRAY DOLLEYS

