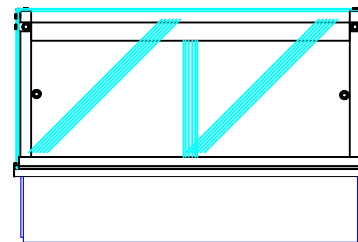
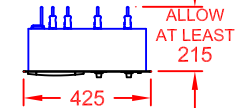


PLAN VIEW

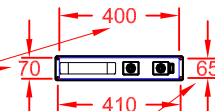


FRONT VIEW  
(CUSTOMER SIDE)

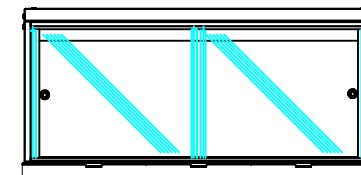
OPTION: SDHUMID3  
REMOTE MOUNTED  
HUMIDITY CONTROL PANEL



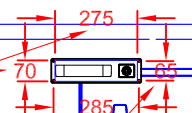
CONTROL PANEL  
MOUNTING  
CUT-OUT (400 x 70)



CONTROL PANEL  
FIXINGS (4 x M5)



CONTROL PANEL  
MOUNTING  
CUT-OUT (275 x 70)

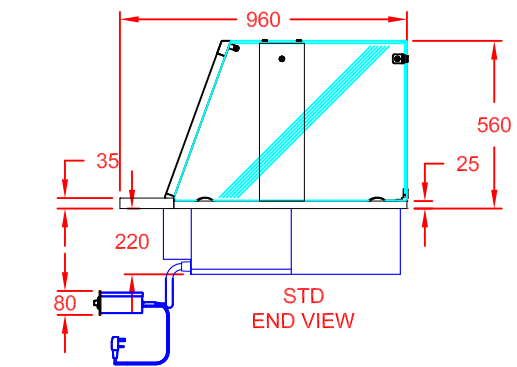


CONTROL PANEL  
FIXINGS (4 x M5)

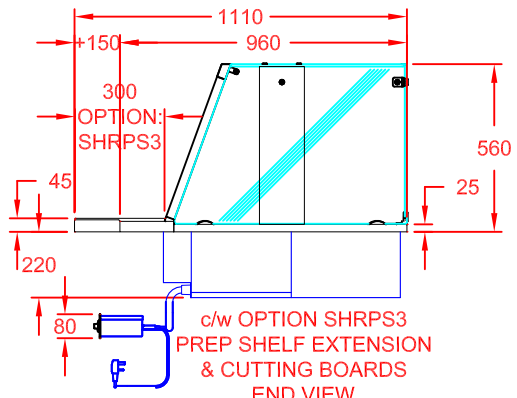
REMOTE MOUNTED  
STD CONTROL PANEL  
2m FLEXIBLE CONDUIT  
TO CONTROL PANEL

13A PLUG TOP  
& 2m LEAD  
POWER SUPPLY:  
13A, 230V, 2.3kW

REAR VIEW  
(OPERATOR SIDE)



STD  
END VIEW



c/w OPTION SHRPS3  
PREP SHELF EXTENSION  
& CUTTING BOARDS  
END VIEW

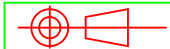
APPROX. UN-CRATED  
WEIGHT OF UNIT: 73Kg



CED FABRICATIONS LTD  
UNITS A1-A4, FALCON COURT  
CLAYTON BUSINESS PARK  
CLAYTON-LE-MOORS  
HYNDBURN  
LANCASHIRE BB5 5JD

This drawing and information herein is confidential to CED Fabrications Ltd. It is issued in confidence that it will not be disclosed to any third party in part or in whole without permission from CED FABRICATIONS Ltd.

© CED FABRICATIONS LTD



## DESCRIPTION:

SCENIC DROP-IN HEATED  
3-1 GN DEEP BAIN MARIE (DRY HEAT)  
ASSISTED SERVICE

SCALE: 1 : 2.5 @ A4 REV No: -

PRODUCT  
CODE:

SHDBM3AS