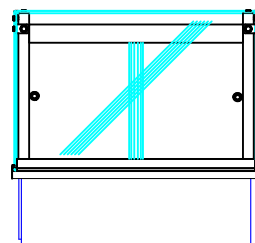
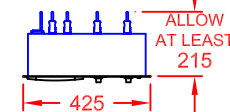


PLAN VIEW

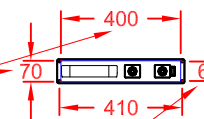


FRONT VIEW  
(CUSTOMER SIDE)

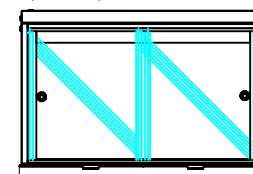
OPTION: SDHUMID2  
REMOTE MOUNTED  
HUMIDITY CONTROL PANEL



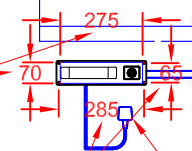
CONTROL PANEL  
MOUNTING  
CUT-OUT (400 x 70)



CONTROL PANEL  
FIXINGS (4 x M5)



CONTROL PANEL  
MOUNTING  
CUT-OUT (275 x 70)

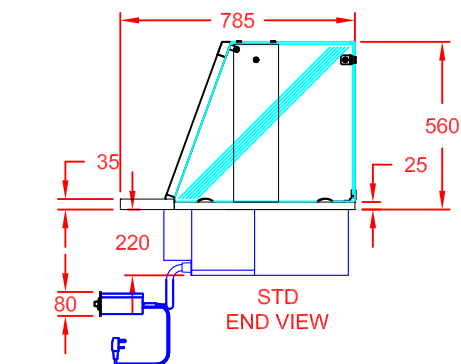


CONTROL PANEL  
FIXINGS (4 x M5)

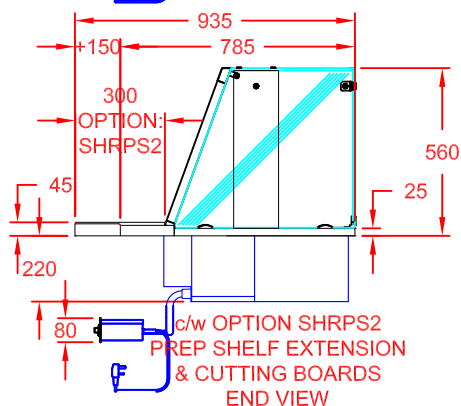
REMOTE MOUNTED  
STD CONTROL PANEL  
2m FLEXIBLE CONDUIT  
TO CONTROL PANEL

13A PLUG TOP  
& 2m LEAD  
POWER SUPPLY:  
13A, 230V, 1.6kW

REAR VIEW  
(OPERATOR SIDE)



STD  
END VIEW



c/w OPTION SHRPS2  
PREP SHELF EXTENSION  
& CUTTING BOARDS  
END VIEW

APPROX. UN-CRATED  
WEIGHT OF UNIT: 48Kg

## DESCRIPTION:

SCENIC DROP-IN HEATED  
2-1 G<sub>n</sub> BAIN MARIE (DRY HEAT)  
ASSISTED SERVICE

SCALE: 1 : 2.5 @ A4 REV No: -

PRODUCT  
CODE:

SHBM2AS



CED FABRICATIONS LTD  
UNITS A1-A4, FALCON COURT  
CLAYTON BUSINESS PARK  
CLAYTON-LE-MOORS  
HYNDBURN  
LANCASHIRE BB5 5JD

This drawing and information herein is confidential to CED Fabrications Ltd. It is issued in confidence that it will not be disclosed to any third party in part or in whole without permission from CED FABRICATIONS Ltd.

© CED FABRICATIONS LTD

