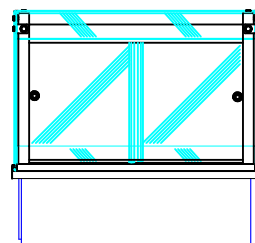
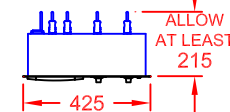


PLAN VIEW

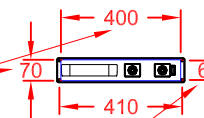


FRONT VIEW
(CUSTOMER SIDE)

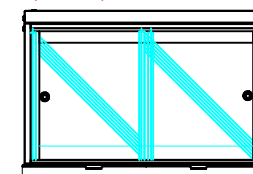
OPTION: SDHUMID2
REMOTE MOUNTED
HUMIDITY CONTROL PANEL



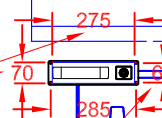
CONTROL PANEL
MOUNTING
CUT-OUT (400 x 70)



CONTROL PANEL
FIXINGS (4 x M5)



CONTROL PANEL
MOUNTING
CUT-OUT (275 x 70)

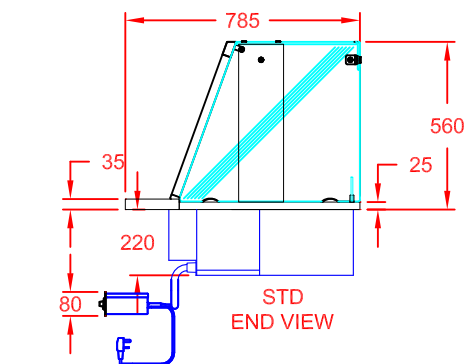


CONTROL PANEL
FIXINGS (4 x M5)

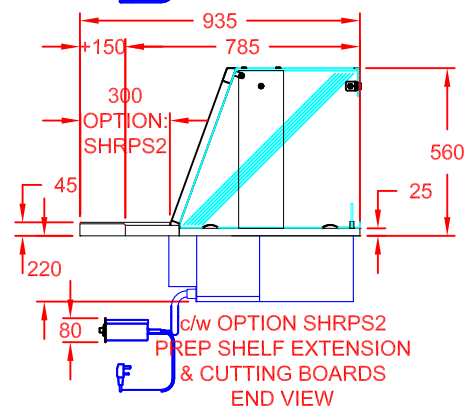
REMOTE MOUNTED
STD CONTROL PANEL
2m FLEXIBLE CONDUIT
TO CONTROL PANEL

13A PLUG TOP
& 2m LEAD
POWER SUPPLY:
13A, 230V, 1.6kW

REAR VIEW
(OPERATOR SIDE)



STD
END VIEW



c/w OPTION SHRPS2
PREP SHELF EXTENSION
& CUTTING BOARDS
END VIEW

APPROX. UN-CRATED
WEIGHT OF UNIT: 45Kg

DESCRIPTION:

SCENIC DROP-IN HEATED
2-1 G_n BAIN MARIE (DRY HEAT)
SELF HELP

SCALE: 1 : 2.5 @ A4 REV No: -

PRODUCT
CODE:

SHBM2



CED FABRICATIONS LTD
UNITS A1-A4, FALCON COURT
CLAYTON BUSINESS PARK
CLAYTON-LE-MOORS
HYNDBURN
LANCASHIRE BB5 5JD

This drawing and information herein is confidential to CED Fabrications Ltd. It is issued in confidence that it will not be disclosed to any third party in part or in whole without permission from CED FABRICATIONS Ltd.

© CED FABRICATIONS LTD

