



Mobile Cashier Section
(Left Hand Model)



Mobile Cashier Section
(Right Hand Model)

ABOUT

This versatile cashier section is part of the Glide range of mobile dining carts - a choice of cold, hot & ambient commercial catering carts that combine to form a food service counter solution as unique as your requirements !
These left or right handed work stations have lockable castors & can be independently positioned or combined with other dining carts, to form a payment point at the end of the serving run.
The worktop provides a durable display point for cash register, cash drawer or Epos system. Each unit is supplied with cable tidy management ports, a double switched socket for till equipment and a 13 amp plug with 3m lead.
A cashier seating recess, complete with a sloping dimpled footrest is also provided for users. The mobile cash section is suitable for most types of cash registers, barcode scanners and Epos systems. It's flexible nature means it can be adapted to different positions around the serving space, avoiding queuing bottlenecks and easing customer flow.

ACCESSORIES & FINISHES

Folding Steel Solid or Tubular Tray Slides.
Tray slides + 40mm (d) height = (h) - 50mm.

Selection Of Colour Finishes To Bases.
11 alternative choices of durable steel, colour & wood effect for the external front/ side panels.

FEATURES

Download All Technical Drawings From
www.cedfabsltd.co.uk

Model Sizes.

The Glide cashier section is a mobile work station with external full front fascia panels, a s/steel worktop & a cashier seating recess behind, on either left or right hand side. The operator side rear panels are in s/steel & each unit has cable tidy points & double socket for Cash till/ drawer.

Model Type:

The cashier section is available as either a left or right handed cashier recess section, both models are provided in a 3-1Gn (1175mm) length.

Suitability For Worktop Mounted Equipment.

The s/steel work station is suitable for most cash registers, surface mount cash drawers, barcode scanners & Epos systems.

Cable Management Provision.

The worktop features a two part management port that allows till cables to be connected to a double socket in the operator side rear panel. Above the double socket in operator side rear panel is an additional cable management port. This allows a data cable from the till above, to pass to the floor area and away to an appropriate connection via an external data socket (by others).

Electrical Power Provision.

Flush mounted double electrical socket in the operator side rear panel.

Low Maintenance

Easy, cleanable surfaces and a durable design ensure low maintenance for users.

Model Dimensions.

1175mm (L), 700mm (D), 900mm (H), & fitted with lockable heavy duty castors.

Model Finishes.

Base and outer end panels in plastisol steel, colour merlin grey. Worktop & rear facing internal surfaces in 430gd s/steel.

The inclined s/steel foot well has a non slip patterned surface.

Power Supply.

Supplied with 3m lead & 13 amp UK plug (13A 230v 50Hz).

Equipment Conformity. CE & UKCA Certified equipment.

HEIGHT OPTIONS

Low Height Model (Glide Junior).

850mm or 800mm high option codes for junior/ primary use.



Customer Side

Operator Side

Cashier Section (Left Hand Model)

Code	Description	Capacity (Gn)	Dimensions (L x D x H mm)	Depth With Tray Slide Up/ Down	Weight (kg)	Power (kW)
GCSL	Glide Cashier Section L/Hand Type	3-1 Gn	1175 x 700 x 900	1000/ 740mm	57	3.0

Model Description. Glide mobile dining cart, left hand cashier section, 3-1 Gn, 1175(l) x 700(d) x 900(h), recessed seating area and till point, worktop mounted cable management port, integral d.socket (till & cash drawer < 3Kw) & data cable management port under worktop, inclined non slip s/steel foot rest, front/side base panels in leathergrain plastisol steel, colour merlin grey (BS 18B25), lockable castors, 3m lead, 13A UK plug top 3 Kw total. (Tray Rail Optional)



Customer Side

Operator Side

Cashier Section (Right Hand Model)

Code	Description	Capacity (Gn)	Dimensions (L x D x H mm)	Depth With Tray Slide Up/ Down	Weight (kg)	Power (kW)
GCSR	Glide Cashier Section R/Hand Type	3-1 Gn	1175 x 700 x 900	1000/ 740mm	57	3.0

Model Description. Glide mobile dining cart, right hand cashier section, 3-1 Gn, 1175(l) x 700(d) x 900(h), recessed seating area and till point, worktop mounted cable management port, integral d.socket (till & cash drawer < 3Kw) & data cable management port under worktop, inclined non slip s/steel foot rest, front/side base panels in leathergrain plastisol steel, colour merlin grey (BS 18B25), lockable castors, 3m lead, 13A UK plug top 3 Kw total. (Tray Rail Optional)

HEIGHT OPTIONS

Low Height Model (Glide Junior) - 800/ 850mm (h)

Code	Description	Base Height (mm)	Optional Tray Slide Height (mm)
G800H**	Glide Base Unit 800mm Height	800	
G850H	Glide Base Unit 850mm Height	850	745 795

**G800H Bespoke Option (With Extended lead Time)


For Cashier Section

Option Description.

Lower height option codes for junior/ primary use.

****800mm (h) base unit, c/w 100mm lockable castors.**
(Optional trayslide height becomes 745mm high) **

850mm (h) base unit, c/w 100mm lockable castors.
(Optional trayslide height becomes 795mm high).





Cashier Sections

ACCESSORIES, FINISHES & POPULAR CODES



Glide S/Steel Folding Tubular Tray Rail

Code	Description	Capacity (Gn)	Dimensions (L x D x H mm)	Weight (kg)
GTTS3	Glide S/Steel Drop Down Tray Rail	3-1Gn	1175 x 298 x (base-55)	3

For Cashier Sections

Option Description.
S/steel tubular tray rail, 304 gd. Ø25 tube, drop down bracket type, up position depth + 298 mm to base unit, down position depth + 40 mm to base unit. Tray slide height = base unit (h) - 55mm.



Glide S/Steel Folding Solid Tray Slide


Code	Description	Capacity (Gn)	Dimensions (L x D x H mm)	Weight (kg)
GSTS3	Glide S/Steel Drop Down Solid Tray Slide	3-1Gn	1175 x 302 x (base-55)	5

For Cashier Sections

Option Description.
S/steel solid tray slide, drop down bracket type, up position depth + 302 mm to base unit, down position depth + 40 mm to base unit. Tray slide height = base unit (h) - 55mm.

Colour Finishes To Base Panels

Option Description. 11 choices of leathergrain plastisol steel colours/ wood effect laminated steel for front fascia panel/ external ends.



Ocean Blue (BS 18C37)

Code	Description	Capacity
GBLUECS3	Glide Blue Fascia Cash Station	3-1Gn

Goosewing Light Grey (BS 10A05)

Code	Description	Capacity
GGREYCS3	Glide Grey Fascia Cash Station	3-1Gn

Poppy Red (BS 04E5B)

Code	Description	Capacity
GPREDCS3	Glide Red Fascia Cash Station	3-1Gn

White (BS 00E55)

Code	Description	Capacity
GWHITCS3	Glide White Fascia Cash Station	3-1Gn

Wood Grain Effect Panels DL85 Walnut Finish

Code	Description	Capacity
GWALNCS3	Glide Walnut Fascia Cash Station	3-1Gn

Wood Grain Effect Panels DL84 Oak Finish

Code	Description	Capacity
GOAKCS3	Glide Oak Fascia Cash Station	3-1Gn

Satin S/Steel (430 gd.)

Code	Description	Capacity
GSSTLCS3	Glide S/Steel Fascia Cash Station	3-1Gn

Forest Green/Heritage (RAL 6002)

Code	Description	Capacity
GGRENC33	Glide Green Fascia Cash Station	3-1Gn

Buttermilk Cream/ Honesty (BS 10C31)

Code	Description	Capacity
GCREMCS3	Glide Cream Fascia Cash Station	3-1Gn

Black (BS 00E53)

Code	Description	Capacity
GBLAKCS3	Glide Black Fascia Cash Station	3-1Gn

Wood Grain Effect Panels DL76 Beech Finish

Code	Description	Capacity
GBEECCS3	Glide Beech Fascia Cash Station	3-1Gn

Glide Cashier Section (Left Hand) (& Tray Rail)

Model	Option	Description
Code	Code	
GCSL	GTTS3	Glide Cash Station-L.Hand/ T.Rail 3-1



Glide Cashier Section (Right Hand) (& Tray Rail)

Model	Option	Description
Code	Code	
GCSR	GTTS3	Glide Cash Station-R.Hand/ T.Rail 3-1

Glide Cashier Section (Left Hand) (& Tray Slide)

Model	Option	Description
Code	Code	
GCSL	GSTS3	Glide Cash Station-L.Hand/ T. Slide 3-1



Glide Cashier Section (Right Hand) (& Tray Slide)

Model	Option	Description
Code	Code	
GCSR	GSTS3	Glide Cash Station-R.Hand/ T. Slide 3-1

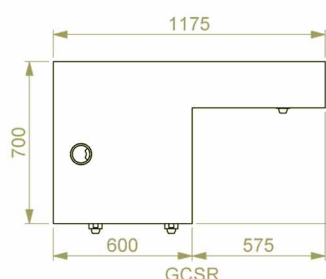
Glide Cashier Section (Left Hand) (Colour Finish Red)

Model	Option	Description
Code	Code	
GCSL	GPREDCS3	Glide Cash Station-L.Hand (Red) 3-1

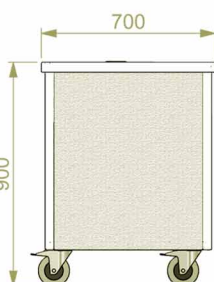


Glide Cashier Section (Right Hand) (Colour Finish Red)

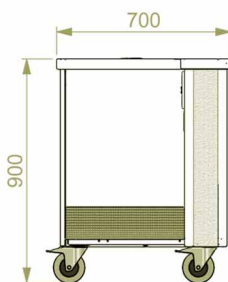
Model	Option	Description
Code	Code	
GCSR	GPREDCS3	Glide Cash Station-R.Hand (Red) 3-1



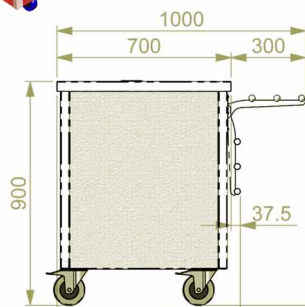
GCSR



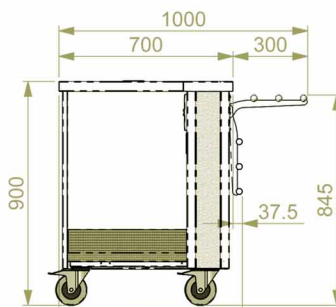
GCSL



GCSR



GCSL+GTTS3



GCSR+GTTS3