



Waste Clearing Trolley



Waste Clearing Trolley
(Rear Side)

Waste Clearing Trolley
(Customer Side)



****Dishwash baskets & trays are not included****



A central tray rest shelf doubles as a bin retainer & lifts out for simple bin removal if required. The rear & side base panels are leathergrain plastisol steel, colour merlin grey, the worktop is 304 gd. s/steel & base is 430 gd. The trolley is fitted with lockable castors.

****Dishwash baskets & trays are not included****

FEATURES

Download All Technical Drawings From www.cedfabsltd.co.uk

Model Type.

The Glide waste clearing trolley is a food, liquid, cardboard, cans, cutlery, plate & tray clearing station with both tray/ dishwash basket storage under. The unit has lockable castors, side & rear fascia panels, a s/steel waste disposal worktop and a tray set down shelf/ bin retainer area. The unit comes with 5 no. removable 25/50 litre bins fitted with bin type identification labels in a vinyl finish.

Model Dimensions.

The waste clearing trolley is available as 5-1Gn (1875mm) long, 675mm deep & 900mm high.

Model Finishes.

The outer end/ rear panels are finished in plastisol steel, colour merlin grey. Waste disposal worktop is 304 gd steel & the other external steel surfaces are in 430gd.

Low Maintenance

Easy, cleanable surfaces and a durable design ensure low maintenance for users.

Finishes & Options

The mobile waste clearing trolley can be customised with a number of accessories, such as coloured end panel finishes and can also made as two different low height versions for junior/ primary age use.

The flexible design means the trolley can be positioned in alcoves or recesses, wall sited or even as back to back free standing waste clearing points in the lunch hall.

At the end of the dining period the various bins, plates, baskets and trays can be removed insitu or wheeled into the kitchen area by the catering staff.

OPTIONS

Colour Finishes To Side & Back Panels.

11 alternative choices of durable steel, colour & wood effect finishes for waste clearing trolley side panels, to compliment other selected models in the servery colour scheme.

Low Height Model (Glide Junior).

850mm or 800mm high options for junior/ primary use.



ABOUT

This self contained waste clearing trolley forms part of the Glide range of mobile dining carts - a choice of cold, hot & ambient commercial catering carts that combine to form a food severy counter solution as unique as your requirements !

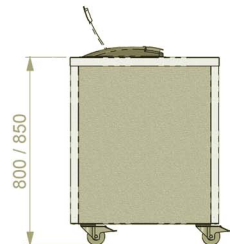
The s/steel waste clearing trolley is made in a 5-1Gn size 1875(l) x 675(d) x 900mm(h). It can be used as a freestanding or wall sited unit that suites with the servery layout. The welded worktop area (l.hand end) has anti drip mould for food and liquid waste scrapping, with a lift out s/steel wktp. funnel for pouring liquid waste through.

A 520mm wide 2 tier section for plate returns (r.hand end) will also accept dishwash baskets & basket or tray storage underneath. The unit comes with 5 no. removable bins for liquid (25 lt.) + food waste (50 lt.), paper, cans, & cutlery (all 25 lt.), with bin type identification vinyl labels to each.



Operator Side

Customer Side



Low Height Model (Glide Junior) - 800/ 850mm (h)

Option Code	Description	Base Height (mm)
G800H**	Glide Base Unit 800mm Height	800
G850H	Glide Base Unit 850mm Height	850

****G800H Bespoke Option (With Extended lead Time)**

Glide Waste Clearing Trolley

Code	Description	Capacity (Gn)	Dimensions (L x D x H mm)	Weight (kg)
GWT	Glide Waste Clearing Trolley	5-1Gn	1875 x 675 x 900	68

Model Description. Glide mobile dining cart, waste clearing trolley. S/steel construction c/w multiple 25/50 lt. recycling bins, fully welded worktop with anti drip mould for food and liquid waste scrapping. Lift out s/steel wktp. funnel for pouring liquid waste through. 2 tier plate return area/dishwash basket storage. O/all dims. 1825(l) x 675(d) x 900mm(h), 5 no. removable bins for liquid (25 lt.) + food waste (50 lt.), paper, cans, & cutlery (all 25 lt.), vinyl bin type identification label to each, tray rest shelf/bin retainer that lifts out for simple bin removal (if required). Rear/side base panels in leathergrain plastisol steel, colour merlin grey (BS 18B25), s/steel 304 gd. worktop. 430 gd base, lockable castors.


**** Dishwash baskets & trays are not included ****

For Waste Clearing Trolley

Option Description.

Lower height option codes for junior/ primary use.
****800mm (h) base unit, c/w 100mm lockable castors.**
850mm (h) base unit, c/w 100mm lockable castors.

Used Trays & Crockery Storage Shown



**** Trays are not included ****

Dishwash Baskets, Trays & Crockery Storage Shown

Anti Drip Welded Top



**** Dishwash baskets & trays not included ****

Waste Clearing Bins & Storage Shown



**** Unit As Supplied ****





Waste Clearing Trolley



FINISHES & POPULAR MODEL CODES

Colour Finishes To Waste Trolley Rear/ Side Panels

Option Description. 11 alternative choices of durable steel, colour & wood effect finishes for cutlery/ tray unit side panels,



Ocean Blue (BS 18C37)
Code Description Capacity
GBLUECHA5 Blue Fascia Waste.Trolley End/Rear 5-1Gn




Goosewing Light Grey (BS 10A05)
Code Description Capacity
GGREYCHA5 Grey Fascia Waste.Trolley End/Rear 5-1Gn



Poppy Red (BS 04E5B)
Code Description Capacity
GPREDCHA5 Red Fascia Waste.Trolley End/Rear 5-1Gn



White (BS 00E55)
Code Description Capacity
GWHITCHA5 White Fascia Waste.Trolley End/Rear 5-1Gn



Wood Grain Effect Panels DL85 Walnut Finish
Code Description Capacity
GWALNCHA5 Walnut Fascia W.Trolley End/Rear 5-1Gn




Satin S/Steel (430 gd.)
Code Description Capacity
GSSTLCHA5 S/Steel Fascia Waste.Trolley End/Rear 5-1Gn




Forest Green/Heritage (RAL 6002)
Code Description Capacity
GGRENCHA5 Green Fascia Waste.Trolley End/Rear 5-1Gn




Buttermilk Cream/ Honesty (BS 10C31)
Code Description Capacity
GCREMCHA5 Cream Fascia Waste.Trolley End/Rear 5-1Gn



Black (BS 00E53)
Code Description Capacity
GBLAKCHA5 Black Fascia Waste.Trolley End/Rear 5-1Gn



Wood Grain Effect Panels DL76 Beech Finish
Code Description Capacity
GBEECHA5 Beech Fascia Waste.Trolley End/Rear 5-1Gn



Wood Grain Effect Panels DL84 Oak Finish
Code Description Capacity
GOAKCHA5 Oak Fascia Waste.Trolley End/Rear 5-1Gn

POPULAR MODEL CODES



Glide Waste Clearing Trolley (& Colour Finish - Red)

Model Code	Option Code	Description	Gn Size
GWT	GPREDCHA5	Glide Waste Trolley +(Red)	5-1



Glide Waste Clearing Trolley (& Colour Finish - Green)

Model Code	Option Code	Description	Gn Size
GWT	GGRENCHA5	Glide Waste Trolley +(Green)	5-1



Glide Waste Clearing Trolley (& Colour Finish - Cream)

Model Code	Option Code	Description	Gn Size
GWT	GCREMCHA5	Glide Waste Trolley +(Cream)	5-1

Glide Waste Clearing Trolley (& Colour Finish - Blue)

Model Code	Option Code	Description	Gn Size
GWT	GBLUECHA5	Glide Waste Trolley +(Blue)	5-1



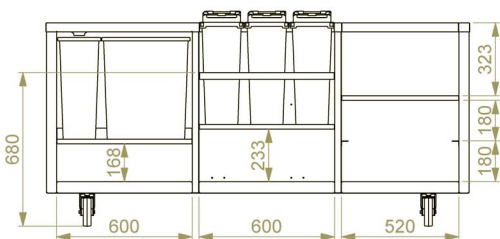
Glide Waste Clearing Trolley (& Colour Woodgrain Effect - Beech)

Model Code	Option Code	Description	Gn Size
GWT	GBEECHA5	Glide Waste Trolley +(Beech)	5-1

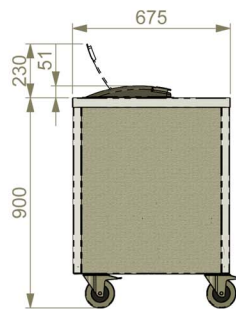


Glide Waste Clearing Trolley (& Colour Woodgrain Effect - Oak)

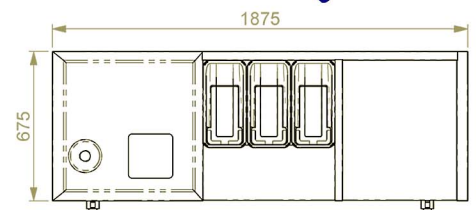
Model Code	Option Code	Description	Gn Size
GWT	GOAKCHA5	Glide Waste Trolley +(Oak)	5-1



Glide Waste Trolley
(Front Elevation)



Glide Waste Trolley
(End View)



Glide Waste Trolley
(Plan View)

