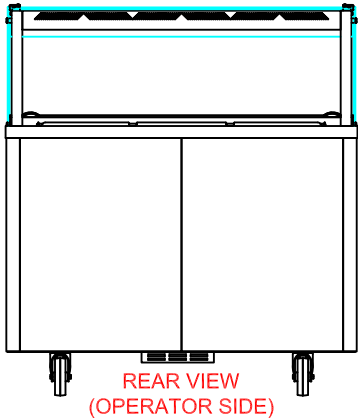
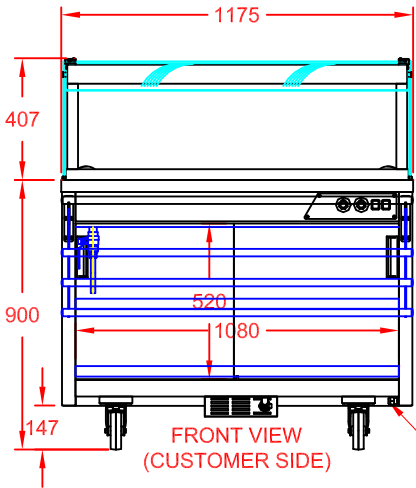
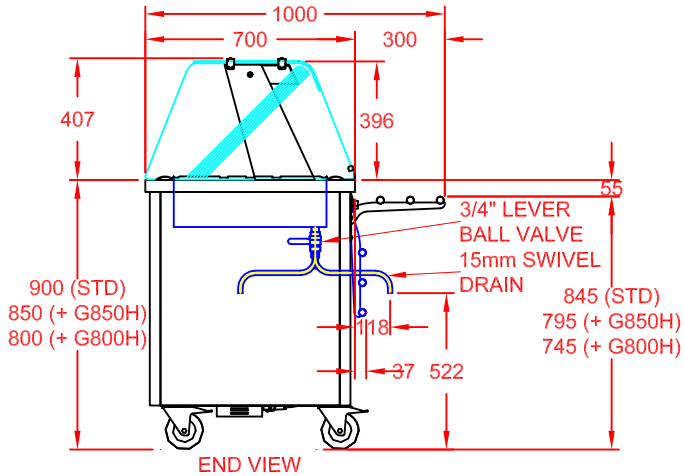
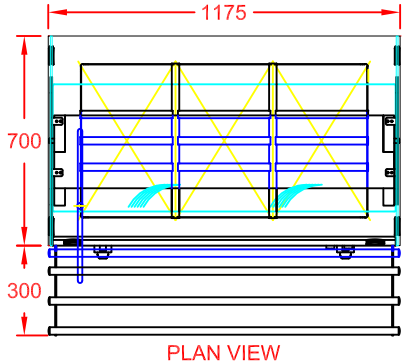
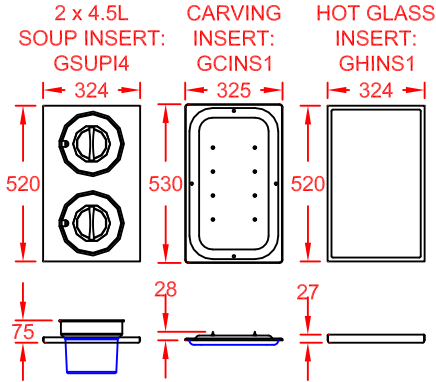


COLOUR FINISH (REAR & SIDES)	OPTION CODE
MERLIN GREY	STANDARD
OCEAN BLUE	GBLUECHA3
GOOSEWING LIGHT GREY	GGREYCHA3
POPPY RED	GPREDCHA3
WHITE	GWHITCHA3
FOREST GREEN / HERITAGE	GGRENCHA3
BUTTERMILK CREAM / HONESTY	GCREMCHA3
BLACK	GBLAKCHA3
WALNUT	GWALNCHA3
BEECH	GBEECCHA3
OAK	GOAKCHA3
SATIN S/STEEL	GSSTLCHA3



16A COMMANDO PLUG & 3m CABLE ENTRY  
POWER SUPPLY:16A, 230V, 3.13kW

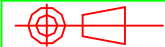
APPROX. UN-CRATED  
WEIGHT OF UNIT: 81Kg



CED FABRICATIONS LTD  
UNITS A1-A4, FALCON COURT  
CLAYTON BUSINESS PARK  
CLAYTON-LE-MOORS  
HYNDBURN  
LANCASHIRE BB5 5JD

This drawing and information herein is confidential to CED Fabrications Ltd. It is issued in confidence that it will not be disclosed to any third party in part or in whole without permission from CED FABRICATIONS Ltd.

© CED FABRICATIONS LTD



### DESCRIPTION:

GLIDE DINING CARTS (WALL SITED)  
3-1 WET/DRY BAIN MARIE HOT CUPBOARD  
+ WALL SITED HEATED GANTRY  
+ S/STEEL FOLDING TUBULAR TRAY RAIL

SCALE: 1 : 25@A4 REV No: A

PRODUCT  
CODE:

GWSHBMW3  
+ GWSHG3  
+ GTTS3