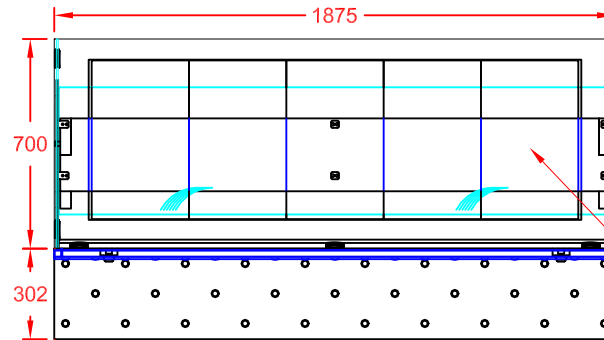
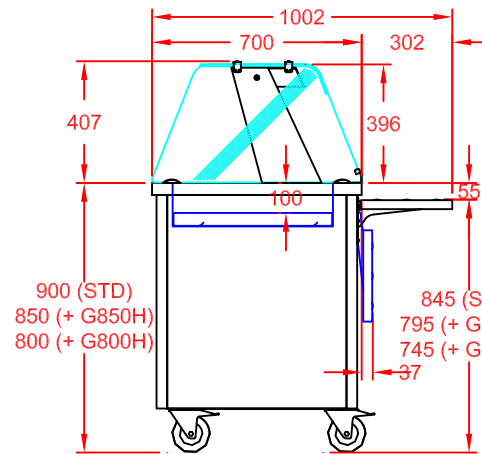


COLOUR FINISH (DOORS & SIDES)	OPTION CODE
MERLIN GREY	STANDARD
OCEAN BLUE	GBLUEWSA5
GOOSEWING LIGHT GREY	GGREYWSA5
POPPY RED	GPREDWSA5
WHITE	GWHITWSA5
FOREST GREEN / HERITAGE	GGRENWSA5
BUTTERMILK CREAM / HONESTY	GCREMWSA5
BLACK	GBLAKWSA5
WALNUT	GWALNWSA5
BEECH	GBEECWSA5
OAK	GOAKWSA5
SATIN S/STEEL	GSSTLWSA5

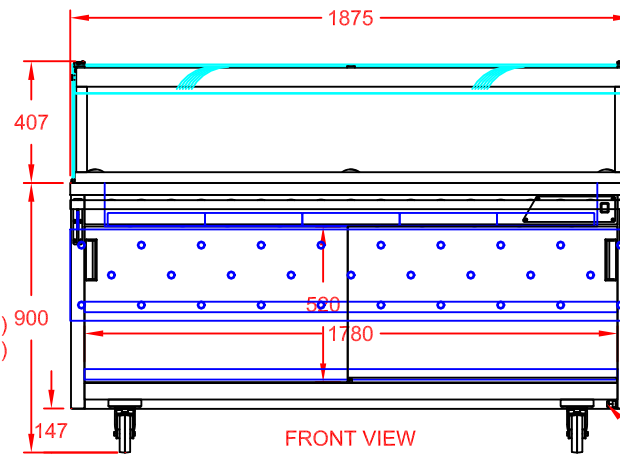


PLAN VIEW

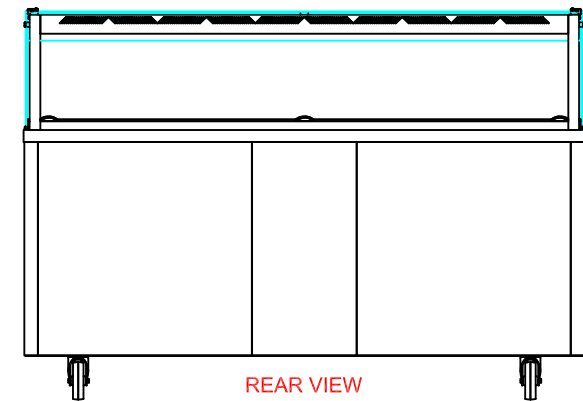
UNIT c/w 5 OFF EUTECTIC COOLING PLATES (GEP1)



END VIEW



FRONT VIEW  
(CUSTOMER SIDE)



REAR VIEW  
(OPERATOR SIDE)

13A PLUG TOP & 3m CABLE ENTRY  
POWER SUPPLY: 13A, 230V, 0.02kW

APPROX. UN-CRATED  
WEIGHT OF UNIT: 136Kg



CED FABRICATIONS LTD  
UNITS A1-A4, FALCON COURT  
CLAYTON BUSINESS PARK  
CLAYTON-LE-MOORS  
HYNDBURN  
LANCASHIRE BB5 5JD

This drawing and information herein is confidential to CED Fabrications Ltd. It is issued in confidence that it will not be disclosed to any third party in part or in whole without permission from CED FABRICATIONS Ltd.

© CED FABRICATIONS LTD



## DESCRIPTION:

GLIDE DINING CARTS (WALL SITED)  
5-1 EUTECTIC PLATE COLD WELL  
+ WALL SITED AMBIENT GANTRY  
+ S/STEEL FOLDING SOLID TRAY SLIDE

SCALE: 1 : 25 @ A4 REV No: A

PRODUCT  
CODE:

GWSEW5  
+ GWSAG5  
+ GSTS5