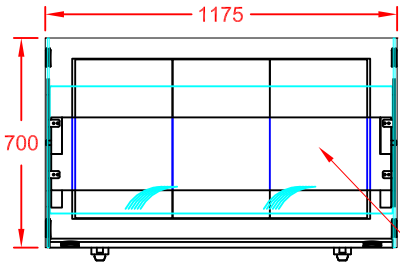
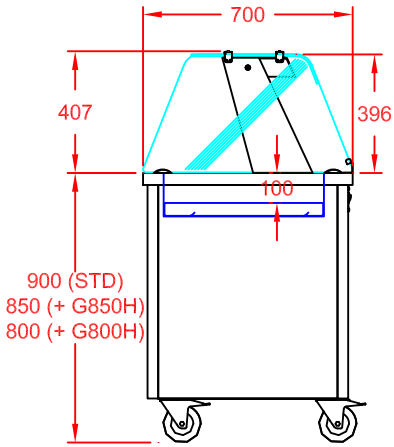


COLOUR FINISH (DOORS & SIDES)	OPTION CODE
MERLIN GREY	STANDARD
OCEAN BLUE	GBLUEWSA3
GOOSEWING LIGHT GREY	GGREYWSA3
POPPY RED	GPREDWSA3
WHITE	GWHITWSA3
FOREST GREEN / HERITAGE	GGRENWSA3
BUTTERMILK CREAM / HONESTY	GCREMWSA3
BLACK	GBLAKWSA3
WALNUT	GWALNWSA3
BEECH	GBEECWSA3
OAK	GOAKWSA3
SATIN S/STEEL	GSSTLWSA3

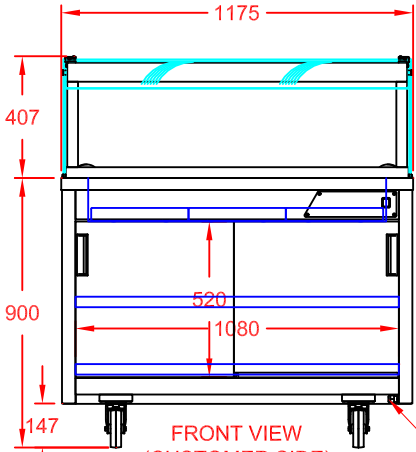


PLAN VIEW

UNIT c/w 3 OFF EUTECTIC COOLING PLATES (GEP1)

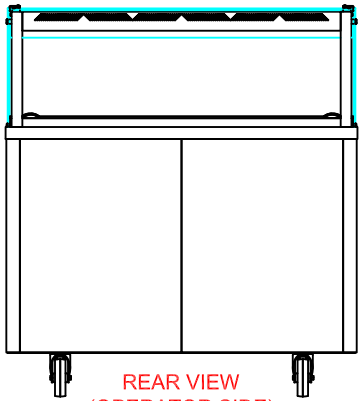


END VIEW



FRONT VIEW
(CUSTOMER SIDE)

13A PLUG TOP & 3m CABLE ENTRY
POWER SUPPLY:13A, 230V, 0.01kW



REAR VIEW
(OPERATOR SIDE)

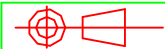
APPROX. UN-CRATED
WEIGHT OF UNIT: 88Kg



CED FABRICATIONS LTD
UNITS A1-A4, FALCON COURT
CLAYTON BUSINESS PARK
CLAYTON-LE-MOORS
HYNDBURN
LANCASHIRE BB5 5JD

This drawing and information herein is confidential to CED Fabrications Ltd. It is issued in confidence that it will not be disclosed to any third party in part or in whole without permission from CED FABRICATIONS Ltd.

© CED FABRICATIONS LTD



DESCRIPTION:

GLIDE DINING CARTS (WALL SITED)
3-1 EUTECTIC PLATE COLD WELL
+ WALL SITED AMBIENT GANTRY

SCALE: 1 : 25@A4 REV No: A

PRODUCT CODE: GWSEW3 + GWSAG3