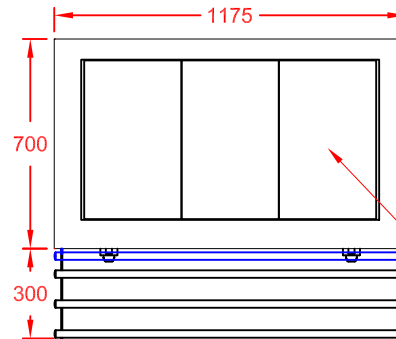
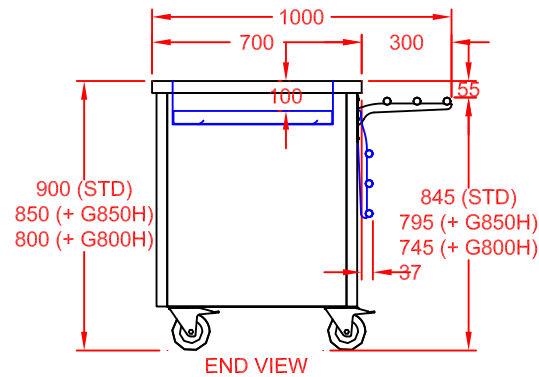


COLOUR FINISH (DOORS & SIDES)	OPTION CODE
MERLIN GREY	STANDARD
OCEAN BLUE	GBLUEWSA3
GOOSEWING LIGHT GREY	GGREYWSA3
POPPY RED	GPREDWSA3
WHITE	GWHITWSA3
FOREST GREEN / HERITAGE	GGRENWSA3
BUTTERMILK CREAM / HONESTY	GCREMWSA3
BLACK	GBLAKWSA3
WALNUT	GWALNWSA3
BEECH	GBEECWSA3
OAK	GOAKWSA3
SATIN S/STEEL	GSSTLWSA3

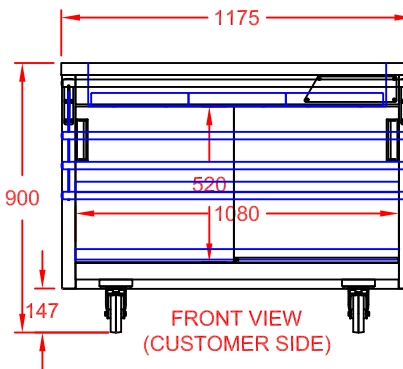


PLAN VIEW

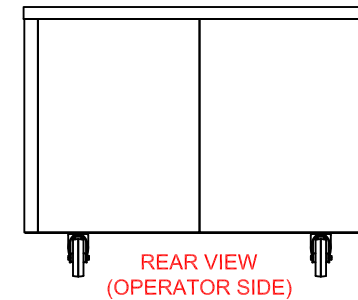
UNIT c/w 3 OFF EUTECTIC COOLING PLATES (GEP1)



END VIEW



FRONT VIEW  
(CUSTOMER SIDE)



REAR VIEW  
(OPERATOR SIDE)

APPROX. UN-CRATED  
WEIGHT OF UNIT: 82Kg

## DESCRIPTION:

GLIDE DINING CARTS (WALL SITED)  
3-1 EUTECTIC PLATE COLD WELL  
NO GANTRY  
+ S/STEEL FOLDING TUBULAR TRAY RAIL

SCALE: 1 : 25@A4 REV No: A

PRODUCT  
CODE: GWSEW3  
+ GTTS3



CED FABRICATIONS LTD  
UNITS A1-A4, FALCON COURT  
CLAYTON BUSINESS PARK  
CLAYTON-LE-MOORS  
HYNDBURN  
LANCASHIRE BB5 5JD

This drawing and information herein is confidential to CED Fabrications Ltd. It is issued in confidence that it will not be disclosed to any third party in part or in whole without permission from CED FABRICATIONS Ltd.

© CED FABRICATIONS LTD

