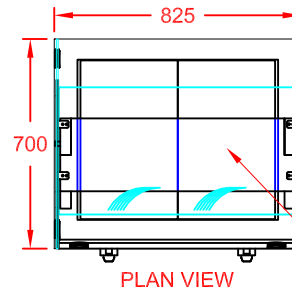
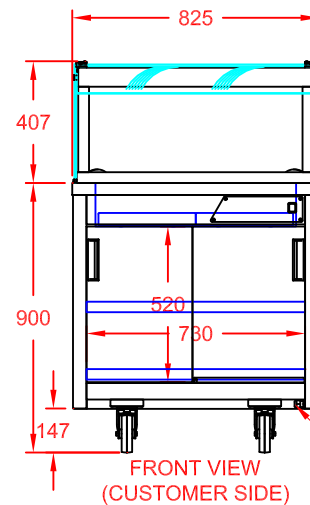
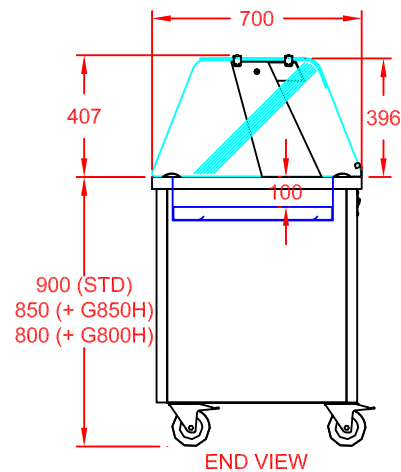


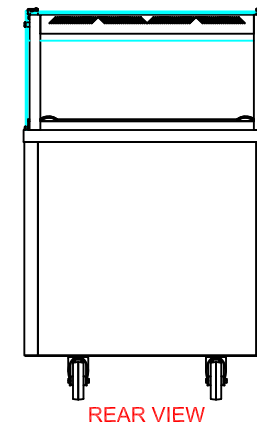
COLOUR FINISH (DOORS & SIDES)	OPTION CODE
MERLIN GREY	STANDARD
OCEAN BLUE	GBLUEWSA2
GOOSEWING LIGHT GREY	GGREYWSA2
POPPY RED	GPREDWSA2
WHITE	GWHITWSA2
FOREST GREEN / HERITAGE	GGRENWSA2
BUTTERMILK CREAM / HONESTY	GCREMWSA2
BLACK	GBLAKWSA2
WALNUT	GWALNWSA2
BEECH	GBEECWSA2
OAK	GOAKWSA2
SATIN S/STEEL	GSSTLWSA2



UNIT c/w 2 OFF EUTECTIC COOLING PLATES (GEP1)



13A PLUG TOP & 3m CABLE ENTRY (OPERATOR SIDE)
POWER SUPPLY: 13A, 230V, 0.01kW



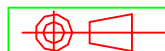
APPROX. UN-CRATED
WEIGHT OF UNIT: 60Kg



CED FABRICATIONS LTD
UNITS A1-A4, FALCON COURT
CLAYTON BUSINESS PARK
CLAYTON-LE-MOORS
HYNDBURN
LANCASHIRE BB5 5JD

This drawing and information herein is confidential to CED Fabrications Ltd. It is issued in confidence that it will not be disclosed to any third party in part or in whole without permission from CED FABRICATIONS Ltd.

© CED FABRICATIONS LTD



DESCRIPTION:

GLIDE DINING CARTS (WALL SITED)
2-1 EUTECTIC PLATE COLD WELL
+ WALL SITED AMBIENT GANTRY

SCALE: 1 : 25 @ A4 REV No: A

PRODUCT CODE: GWSEW2
+ GWSAG2