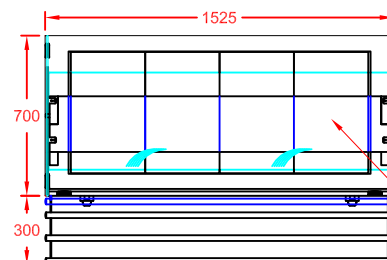
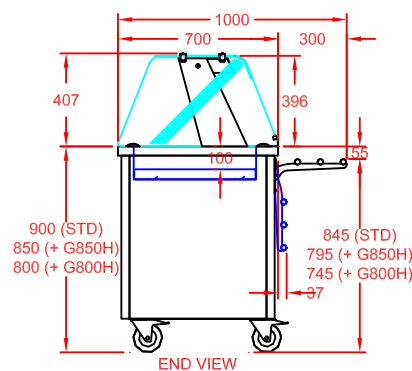


COLOUR FINISH (DOORS & SIDES)	OPTION CODE
MERLIN GREY	STANDARD
OCEAN BLUE	GBLUEWSA4
GOOSEWING LIGHT GREY	GGREYWSA4
POPPY RED	GPREDWSA4
WHITE	GWHTWSA4
FOREST GREEN / HERITAGE	GGRENWSA4
BUTTERMILK CREAM / HONESTY	GCREMWSA4
BLACK	GBLAKWSA4
WALNUT	GWALNWSA4
BEECH	GBEECWSA4
OAK	GOAKWSA4
SATIN S/STEEL	GSSTLWSA4

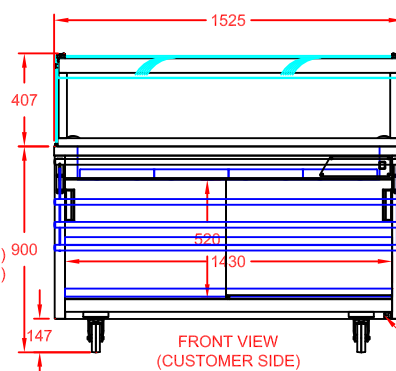


PLAN VIEW

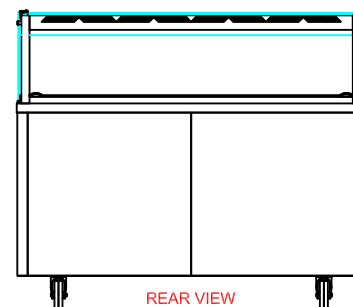
UNIT c/w 4 OFF EUTECTIC COOLING PLATES (GEP1)



END VIEW



FRONT VIEW
(CUSTOMER SIDE)



REAR VIEW
(OPERATOR SIDE)

13A PLUG TOP & 3m CABLE ENTRY
POWER SUPPLY: 13A, 230V, 0.02kW

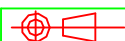
APPROX. UN-CRATED
WEIGHT OF UNIT: 115Kg



CED FABRICATIONS LTD
UNITS A1-A4, FALCON COURT
CLAYTON BUSINESS PARK
CLAYTON-LE-MOORS
HYNDBURN
LANCASHIRE BB5 5JD

This drawing and information herein is confidential to CED Fabrications Ltd. It is issued in confidence that it will not be disclosed to any third party in part or in whole without permission from CED FABRICATIONS LTD.

© CED FABRICATIONS LTD



DESCRIPTION:

GLIDE DINING CARTS (WALL SITED)
4-1 EUTECTIC PLATE COLD WELL
+ WALL SITED AMBIENT GANTRY
+ S/STEEL FOLDING TUBULAR TRAY RAIL

SCALE: 1 : 25 @ A4

REV No: A

PRODUCT
CODE:

GWSEW4
+ GWSAG4
+ GTTS4