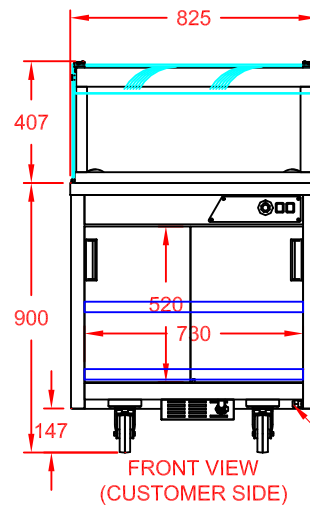
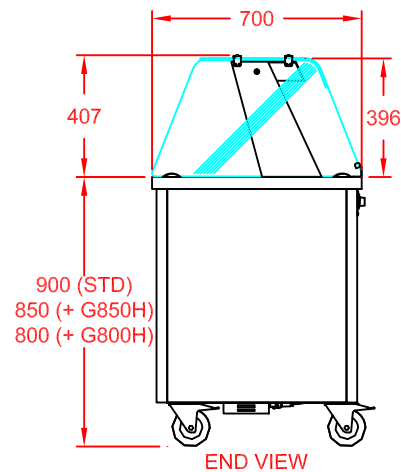
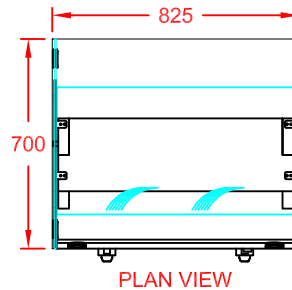
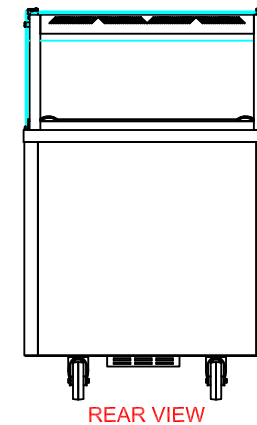


| COLOUR FINISH (REAR & SIDES) | OPTION CODE |
|------------------------------|-------------|
| MERLIN GREY | STANDARD |
| OCEAN BLUE | GBLUECHA2 |
| GOOSEWING LIGHT GREY | GGREYCHA2 |
| POPPY RED | GPREDCHA2 |
| WHITE | GWHITCHA2 |
| FOREST GREEN / HERITAGE | GGRENCHA2 |
| BUTTERMILK CREAM / HONESTY | GCREMCHA2 |
| BLACK | GBLAKCHA2 |
| WALNUT | GWALNCHA2 |
| BEECH | GBEECCHA2 |
| OAK | GOAKCHA2 |
| SATIN S/STEEL | GSSTLCHA2 |



13A PLUG TOP & 3m CABLE ENTRY (OPERATOR SIDE)
POWER SUPPLY: 13A, 230V, 1.33kW



APPROX. UN-CRATED
WEIGHT OF UNIT: 52Kg

DESCRIPTION:

GLIDE DINING CARTS (WALL SITED)
2-1 HOT CUPBOARD (PLAIN TOP)
+ WALL SITED HEATED GANTRY

SCALE: 1 : 25@A4 REV No: A

PRODUCT CODE: GWSHCP2
+ GWSHG2PTHG



CED FABRICATIONS LTD
UNITS A1-A4, FALCON COURT
CLAYTON BUSINESS PARK
CLAYTON-LE-MOORS
HYNDBURN
LANCASHIRE BB5 5JD

This drawing and information herein is confidential to CED Fabrications Ltd. It is issued in confidence that it will not be disclosed to any third party in part or in whole without permission from CED FABRICATIONS Ltd.

© CED FABRICATIONS LTD

