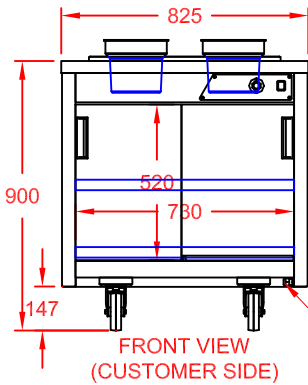
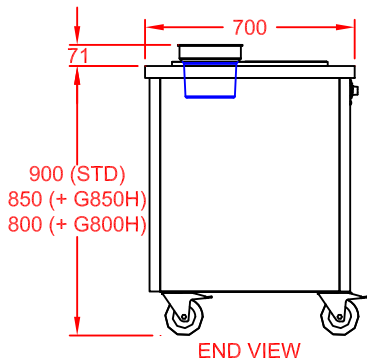
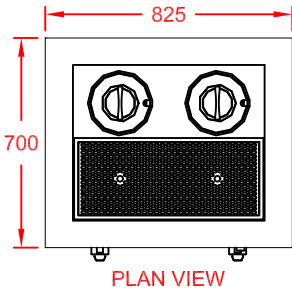
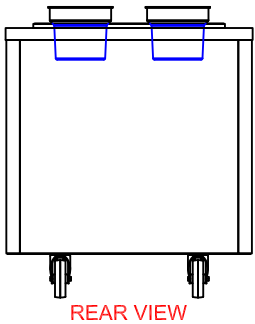


COLOUR FINISH (DOORS & SIDES)	OPTION CODE
MERLIN GREY	STANDARD
OCEAN BLUE	GBLUEWSA2
GOOSEWING LIGHT GREY	GGREYWSA2
POPPY RED	GPREDWSA2
WHITE	GWHITWSA2
FOREST GREEN / HERITAGE	GGRENWSA2
BUTTERMILK CREAM / HONESTY	GCREMWSA2
BLACK	GBLAKWSA2
WALNUT	GWALNWSA2
BEECH	GBEECWSA2
OAK	GOAKWSA2
SATIN S/STEEL	GSSTLWSA2



13A PLUG TOP & 3m CABLE ENTRY (OPERATOR SIDE)  
POWER SUPPLY:13A, 230V, 0.75kW



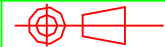
APPROX. UN-CRATED  
WEIGHT OF UNIT: 45Kg



CED FABRICATIONS LTD  
UNITS A1-A4, FALCON COURT  
CLAYTON BUSINESS PARK  
CLAYTON-LE-MOORS  
HYNDBURN  
LANCASHIRE BB5 5JD

This drawing and information herein is confidential to CED Fabrications Ltd. It is issued in confidence that it will not be disclosed to any third party in part or in whole without permission from CED FABRICATIONS Ltd.

 CED FABRICATIONS LTD



DESCRIPTION:

GLIDE DINING CARTS (WALL SITED)  
SOUP STATION (BAIN MAIRE)

SCALE: 1 : 25@A4    REV No: A

PRODUCT CODE:    GWSSUP2