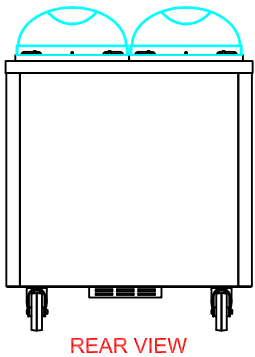
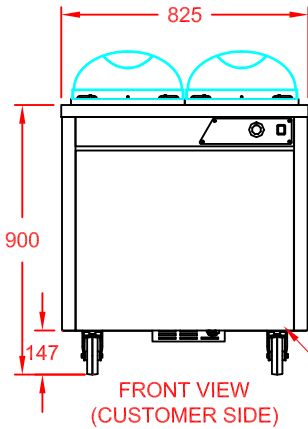
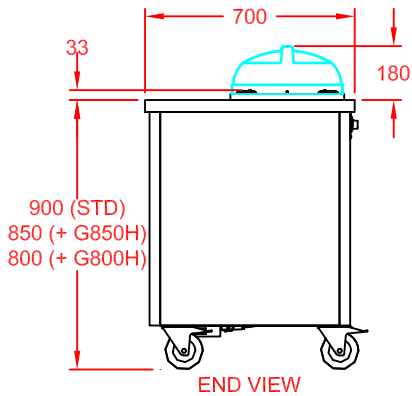
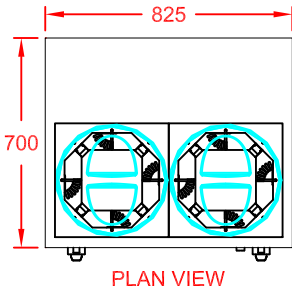


COLOUR FINISH (REAR & SIDES)	OPTION CODE
MERLIN GREY	STANDARD
OCEAN BLUE	GBLUECHA2
GOOSEWING LIGHT GREY	GGREYCHA2
POPPY RED	GPREDCHA2
WHITE	GWHITCHA2
FOREST GREEN / HERITAGE	GGRENCHA2
BUTTERMILK CREAM / HONESTY	GCREMCHA2
BLACK	GBLAKCHA2
WALNUT	GWALNCHA2
BEECH	GBEECCHA2
OAK	GOAKCHA2
SATIN S/STEEL	GSSTLCHA2



13A PLUG TOP & 3m CABLE ENTRY (OPERATOR SIDE)  
POWER SUPPLY:13A, 230V, 1.4kW

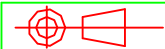
APPROX. UN-CRATED  
WEIGHT OF UNIT: 55Kg



CED FABRICATIONS LTD  
UNITS A1-A4, FALCON COURT  
CLAYTON BUSINESS PARK  
CLAYTON-LE-MOORS  
HYNDBURN  
LANCASHIRE BB5 5JD

This drawing and information herein is confidential to CED Fabrications Ltd.  
It is issued in confidence that it will not be disclosed to any third  
party in part or in whole without permission from CED FABRICATIONS Ltd.

CED FABRICATIONS LTD



### DESCRIPTION:

GLIDE DINING CARTS (WALL SITED)  
TWIN HEATED PLATE DISPENSER

SCALE: 1 : 25@A4 REV No: A

PRODUCT  
CODE: GWSHPD2